

# Laparoscopy

**RUDDOLF**  
BECAUSE WE CARE





		Pages / Seiten
Devices Catalogue	Gerätekatalog	ZK 583-02 EN
<i>Contents</i>		LP TOC - EN
	Inhaltsverzeichnis	LP TOC - DE
<i>Numerical Index</i>	Nummern Index	LP NI 1-8
<i>Optics</i>	Optiken	LP17-LP22
<i>Trocars and Accessories</i>	Trokare und Zubehör	LP23-LP42
<i>Instruments</i>	Instrumente	LP43-LP80
<i>Suction and Irrigation</i>	Saug- und Spülinstrumente	LP81-LP86
<i>HF Monopolar</i>	HF Monopolar	LP87-LP94
<i>HF Bipolar</i>	HF Bipolar	LP95-LP106
<i>Suturing / Clip Appliers</i>	Naht- und Clipanlegeinstrumente	LP107-LP114
<i>Various Laparoscopy Instruments</i>	Diverse Laparoskopie-Instrumente	LP115-LP122
<i>Pediatric Laparoscopy</i>	Pädiatrische Laparoskopie	LP123-LP150
<i>Accessories</i>	Zubehör	LP151-LP156





**LAPAROSCOPY**



**DEVICES**

**Katalog  
Catalogue  
ZK 583-02 EN**

**RUDOLF**



# RUDOLF

BECAUSE WE CARE



***E***NDOSCOPY ***D***EVICES  
*and Accessories*







## Contents

	<b>Page</b>
<i>Native Full HD Camera Controller (CMOS)</i>	<i>ED 7-ED 9</i>
<i>Appropriate Camera Heads</i>	<i>ED 7</i>
<i>Camera Head Full HD Integrated Zoom (CMOS)</i>	<i>ED 10</i>
<i>Camera Head Full HD Zoom</i>	<i>ED 11-ED 12</i>
<i>Camera Head Full HD 90° Angled</i>	<i>ED 13-ED 15</i>
<i>Camera Control Unit HDC907</i>	<i>ED 16-ED 17</i>
<i>3CCD Camera Head HDC907</i>	<i>ED 18</i>
<i>Coupler with C-Mount for Camera Head HDC 907</i>	<i>ED 19</i>
<i>LED Light Source</i>	<i>ED 23-ED 25</i>
<i>LED Light Source LED320</i>	<i>ED 26-ED 27</i>
<i>Cold Light Cables / HTT Cables</i>	<i>ED 28</i>
<i>Fittings for Cold Light Cables</i>	<i>ED 29</i>
<i>CO<sub>2</sub> Insufflator 50 l/min</i>	<i>ED 33-ED 35</i>
<i>Accessories for CO<sub>2</sub> Insufflator 50 l/min</i>	<i>ED 36</i>
<i>CO<sub>2</sub> Insufflator 40 l/min and accessories</i>	<i>ED 37-ED 38</i>
<i>Connectors and Hoses for Insufflators</i>	<i>ED 39</i>
<i>Suction and Irrigation Pump (Lap-Pump)</i>	<i>ED 43-ED 45</i>
<i>Accessories for Suction And Irrigation Pump (Lap-Pump)</i>	<i>ED 46</i>
<i>Multi Indication Pump</i>	<i>ED 47-ED 48</i>
<i>Accessories for Multi Indication Pump</i>	<i>ED 49</i>
<i>Transponder for Multi Indication Pump</i>	<i>ED 50</i>
<i>Arthroscopy Pump A127 and accessories</i>	<i>ED 51</i>
<i>Overview Medical Displays</i>	<i>ED 55</i>
<i>Digital Video Documentation System</i>	<i>ED 57-ED 60</i>
<i>WIS1000, Wireless Transmission</i>	<i>ED 61-ED 64</i>
<i>WIS1001, Signal Conditoner</i>	<i>ED 65-ED 66</i>
<i>Equipment Trolleys</i>	<i>ED 69</i>
<i>Example for configuration</i>	<i>ED 73-ED 78</i>

**All technical data subject to modification, improvements or revisions without prior notice!**





# CAMERAS









## NATIVE FULL HD CAMERA CONTROLLER (CMOS)

IM500-101



### Features:

- Native Full HD image
- Image capture via USB (USB stick max. 32GB FAT)
- Video algorithms for additional image information
  - Selective color enhancement
  - Smoke reduction
  - Grid removal
  - Clear view
- MIS-Bus interface for direct control of external light source

## APPROPRIATE CAMERA HEADS

IM500-111



IM500-110P





## NATIVE FULL HD CAMERA CONTROLLER (CMOS)

IM500-101

### Specification



#### Dimensions

Dimensions (w x h x d)	295 x 100 x 355 mm
Weight	4.39 kg

#### Electronics

Input voltage	100 – 240V (AC), 50/60 Hz
Current consumption	0.8 – 0.4 A
Power consumption	80 VA
Device fuse	T2.0AL 250 V
Electronic image sensors	CMOS
Protection class	Protection class 1
Protection type	IP 21

#### Image

Resolution	Full HD with output of 1920 x 1080 pixels 1080p (progressive scan)
Frames (full per second)	50/60 (selectable)
Output format	16:9
Resolution of colors	68.719.476.736 colors
Range and gradation of image enhancement	0 - 18 dB (automatic)
Signal-to-noise ratio	> 50 dB
Zoom	Allows for 3x digital zoom, adjustable in 5 levels
Image capture module	Captures images on a USB medium
Format of captured images	JPG or BMP (HD 1920 x 1080 pixels)
White balance button	
Special imaging modes (with a compatible camera head)	Digital Selective Color Enhancement (SCE), Digital smoke reduction (SR), Grid removal / Anti-moiré, Brightening of dark areas, Noise reduction
Dynamic pixel error correction	
Edge enhancement	With digital filters

#### Control of the Device

Configurable system overview	
Multiple camera presets	Laparoscopy, Urology, URO Fiberscope, Gynecology, GYN Fiberscope, Arthroscopy, ENT rigid, ENT flexible, Neuro-Endoscopy
Device communication interface	Control the parameters of the camera and of the light source with the camera head
Camera control	From camera head, camera control unit or a connected USB Keyboard
Camera head buttons	Allows changes in visualization modes, device control, digital zoom, brightness (5 levels), image capture, white balance and setup settings
Optional foot switch	



## NATIVE FULL HD CAMERA CONTROLLER (CMOS)

IM500-101

### Specification



#### Controls (front)

On – Standby button	
3 control buttons	Menu open / enter Menu up / photo capture Menu down / white balance

#### Interfaces

Video outputs	2x DVI (1080p), 2x HD-SDI (1080i)
Remote outputs	2x 3.5 mm phone jack connectors
Remote inputs	2x 3.5 mm phone jack connectors
Connectivity	MIS-Bus for direct light source control
Front interface	1x Camera head 1x USB storage
Rear interface	2x DVI (1080p) 2x HD-SDI (1080i) MIS-Bus Recording device connection Foot switch connection Potential equalization connection 1x USB for keyboard Ethernet-port for service

#### Storage and Transport

Temperature	-20°C – 70°C
Relative humidity	5% – 95% RH
Atmospheric pressure	50 kPa – 106 kPa

#### Operating Conditions

Temperature	10°C – 40°C
Relative humidity	10% – 90% RH
Atmospheric pressure	70 kPa – 106 kPa

#### Power Cable

incl. Power cable 2 m, EU
---------------------------



## CAMERA HEAD FULL HD INTEGRATED ZOOM (CMOS)

IM500-111



### **Features:**

- *Universal camera head (LAP, GYN, ENT, ARTHRO)*
- *Integrated zoom coupler (focal length 14.25 - 28 mm)*
- *Parfocal*
- *Programmable function buttons*
- *Weight 210g (without cable)*



***No additional zoom endocoupler necessary***



# CAMERA HEAD FULL HD ZOOM - TECHNICAL DATA SHEET RUDOLF MEDICAL

IM500-111

## Specification



### Dimensions

Dimensions incl. endocoupler (w x h x d)	39.4 x 40 x 134 mm
Weight of camera head (without cable)	210 g
Camera head orientation	straight
Outer diameter of endocoupler	52.1 mm
Camera cable outlet	40° angled
Length of camera cable	3.5 m

### Connectivity

Endocoupler	For standard ocular, lockable
Lockable endoscope connection	Yes
Waterproof connection plug	Yes

### Sensor and Optical Interface

Sensor resolution	Native Full HD 1920 x 1080, 60 fps
Sensor technology	CMOS
Number of sensors	Single Chip
Sensor size	1/3"
Sensor frame rate/image frequency	Progressive scan, 60 fps
Optical interface	Parfocal optical zoom lens, focal length $f = 14.25 - 28$ mm
Zoom factor	2x optical, 3x digital

### Sterile Use and Sterilization

Sterile use	Use of drapes
Sterilization	Sterrad® 100S, STERIS®



# CAMERA HEAD FULL HD ZOOM - TECHNICAL DATA SHEET RUDOLF MEDICAL

IM500-111

## Specification



### Camera Functions

Defect pixel compensation	Yes, fully automatic
Signal to noise ratio	51 dB
Digital data transmission	Digital image signal through camera head cable
Function keys	3 individually programmable and illuminated function keys
Camera control functions	White Balance Zoom Brightness Saturation Shutter Light source on/off Light source intensity up/down Digital special imaging algorithms Digital smoke reduction Grid removal Edge enhancement Selective color enhancement (SCE) Image Capture

### Storage and Transport

Temperature	-20°C – 70°C
Relative humidity	5% – 95% RH
Atmospheric pressure	50 kPa – 106 kPa

### Operating Conditions

Temperature	10°C – 35 °C
Relative humidity	5% – 95% RH
Atmospheric pressure	70 kPa – 106 kPa





## CAMERA HEAD FULL HD 90° ANGLED

IM500-110P



### **Features:**

- *Camera head for e.g. hysteroscopy and urology applications*
- *Coupler freely rotating and lockable*
- *Focal length 14.25 mm*
- *Programmable function buttons*
- *Weight 190g (without cable)*



## CAMERA HEAD FULL HD 90° ANGLED

IM500-110P

### Specification



#### Dimensions

<i>Dimensions incl. endocoupler (w x h x d)</i>	57 x 51 x 165 mm
<i>Weight of camera head (without cable)</i>	190g
<i>Camera head orientation</i>	90°
<i>Camera cable outlet</i>	straight
<i>Length of camera cable</i>	3.5 m

#### Connectivity

<i>Endocoupler</i>	For standard ocular, freely rotating and lockable
<i>Lockable endoscope connection</i>	Yes
<i>Waterproof connection plug</i>	Yes

#### Sensor and Optical Interface

<i>Sensor resolution</i>	Native Full HD 1920 x 1080, 60 fps
<i>Sensor technology</i>	CMOS
<i>Number of sensors</i>	Single Chip
<i>Sensor size</i>	1/3"
<i>Sensor frame rate/image frequency</i>	Progressive scan, 60 fps
<i>Optical interface</i>	Optical lens, focal length $f = 14.25$ mm
<i>Zoom factor</i>	3x digital

#### Sterile Use and Sterilization

<i>Sterile use</i>	Use of drapes
<i>Sterilization</i>	Sterrad® 100S, STERIS®

#### Camera Functions

<i>Defect pixel compensation</i>	Yes, fully automatic
<i>Signal to noise ratio</i>	50 dB
<i>Digital data transmission</i>	Digital image signal through camera head cable
<i>Function keys</i>	3 individually programmable and illuminated



## CAMERA HEAD FULL HD 90° ANGLED

IM500-110P

### Specification



#### Camera Functions

Defect pixel compensation	Yes, fully automatic
Signal to noise ratio	50 dB
Digital data transmission	Digital image signal through camera head cable
Function keys	3 individually programmable and illuminated function keys
Camera control functions	White Balance Zoom Brightness Saturation Shutter Light source on/off Light source intensity up/down Digital special imaging algorithms Digital smoke reduction Grid removal Edge enhancement Selective color enhancement (SCE) Image Capture

#### Storage and Transport

Temperature	-20°C – 70°C
Relative humidity	5% – 95% RH
Atmospheric pressure	50 kPa – 106 kPa

#### Operating Conditions

Temperature	10°C – 35 °C
Relative humidity	5% – 95% RH
Atmospheric pressure	70 kPa – 106 kPa



## CAMERA CONTROL UNIT HDC907

IM100-320



### Technical Data

#### Camera Control Unit

Digital signal processing, +6 dB with interference suppression

Variable exposure control 1/50 – 1/16.000 s

Automatic residual signal boost up to 400%

Digital dynamic aperture

Automatic shutter closure

Automatic white balance with digital storage

SPOT and INTEGRAL measurement fields

Adjustable video level

#### Operation

With sealed keyboard camera head keys on/off

White balance

Menu settings

#### Outputs

##### 1x DVI

DVI (24+5) connection, digital RGB 24 bit, DVI 1.0, max. resolution 1920 x 1200

##### 2x HDMI

HDMI connection type A, digital RGB 24 bit, DVI 1.0 compatible, max. resolution 1920 x 1200

##### 2x S-VIDEO (Y/C)

S-VIDEO (4-pin Mini-DIN, BNC connector,  $V_{ss} = 1V$ ,  $Z_0 = 75 \Omega$ )

##### 2x VIDEO (BNC)

VIDEO (BNC connector,  $V_{ss} = 1V$ ,  $Z = 75 \Omega$ )

##### 1x HD-SDI

HD-SDI output: BNC connector socket, 75 Ohm, corresponding with SMPTE 292 M, only 1080i format, resolution 1920 x 1080

#### Interfaces/ports/connections

PC Interface RS 232 C, REMOTE (3.5 mm jack)

#### Supply voltage

Medical global power supply unit; 100V (AC) to 240V (AC)  $\pm 10\%$ , 50 - 60 Hz

#### Current consumption

Max. 400 mA

#### Fuses

2 x 250V T 0.8 A

#### Safety

Tested according to EN 60601-1 and based on EN 60601-2-18, EMC tested according to EN 60601-1 2, protection 1, case protection IP20, CE symbol, TÜV symbol

#### Operating conditions

Ambient temperature 5°C – 40°C

Air pressure 70 – 106 kPa,

Air humidity 30% – 85% RH (non condensing)

#### Transport and storage conditions

Ambient temperature -20°C – 60°C

Air pressure 70 – 106 kPa, humidity max. 90% RH

#### Dimensions

267 x 69 x 360 mm

#### Weight

Approx. 3.9 kg



## 3CCD CAMERA HEAD HDC907

IM100-322  
IM100-323  
IM100-324  
IM100-325



### Features:

- Fully digital 3CCD Camera head
- Optionally autoclavable
- Moderate operating temperature
- Exchangeable camera cable
- C-mount thread for easy coupler exchange and free choice of couplers

#### Ordering information 3CCD Camera head

#### Ordering no.

3CCD Camera head - 50 Hz, PAL, compatible with CCU HDC907, non autoclavable	IM100-322*
3CCD Camera head - 60 Hz, NTSC, compatible with camera control unit HDC907, non autoclavable	IM100-323*

3CCD Camera head - 50 Hz, PAL, compatible with CCU HDC907, autoclavable	IM100-324*
3CCD Camera head - 60 Hz, NTSC, compatible with camera control unit HDC907, autoclavable	IM100-325*



**\* For camera head please consider requested zoom coupler, Page 19**



## 3CCD CAMERA HEAD HDC907

IM100-322  
IM100-323  
IM100-324  
IM100-325



### Technical Data 3CCD

<b>Camera head</b>	<b>Operating conditions</b>
3x 1/3" lens-on-chip CCD sensors	Ambient temperature 5°C – 40°C Air pressure 70 – 106 kPa Air humidity 30% – 85% RH (non condensing)
<b>Operation</b>	<b>Transport and storage conditions</b>
Two programmable keys for 10 different user-defined functions	Ambient temperature -20°C – 60°C Air pressure 70 – 106 kPa, humidity max. 90% RH
<b>Safety</b>	The camera control unit (CCU) is equipped with a „head detection“ function so that any connected camera head is detected and settings are automatically adjusted accordingly.
Waterproof acc. to IEC 529 Classification 1PX7 Classification CF (degree of protection against electrical shock) Isolation resistance test max. 500V DC at user part towards CCU housing	
<b>Disinfection/sterilization</b>	
Drop-in assembly with camera cable (with screwed on protective cap) Compatible with STERIS SYSTEM®, max. 500 cycles Compatible with STERRAD® Advanced, max. 500 cycles Autoclavable, 134°C, 3 min, max. 500 cycles	
<b>Dimensions</b>	
Ø 40 mm, L = 120 mm / Ø 1.57 inch, L = 4.72 inch (length incl. zoom lens and quick coupling)	
<b>Weight</b>	
170g (incl. lens system EFO and quick coupling) 210g (incl. zoom lens and quick coupling)	
<b>Camera cable</b>	
Highly flexible special cable, 3 m / 9.8 ft, waterproof, replaceable without special tool, short-circuit-proof	



## COUPLER WITH C-MOUNT, FOR RUDOLF CAMERAS IM100-322, IM100-323, IM100-324, IM100-325

RZ810-122



RZ810-151



*Magnification factor zoom coupler: 2.125*

### Technical Data

#### Zoom lens system

Parfocal zoom coupler  $f = 21...36$  mm (standard)

Easy focusing with focus ring

Easy zooming with zoom ring

#### Endocoupler

Endocoupler  $f = 22$  mm (standard)

Easy focusing with focusing operated from left or right

#### Quick coupling

Fits rigid endoscopes (ocular), all models and types,  
adjustable friction

#### RZ810-141 Parfocal zoom coupler

$f = 16 - 34$  mm

#### RZ810-150 Parfocal zoom coupler

$f = 22.5 - 50$  mm

#### RZ810-151 Parfocal zoom coupler

$f = 21 - 36$  mm

#### RZ810-118 Endocoupler

$f = 18$  mm

#### RZ810-122 Endocoupler

$f = 22$  mm

#### RZ810-128 Endocoupler

$f = 28$  mm

#### RZ810-135 Endocoupler

$f = 35$  mm







# LIGHT SOURCE







## LED LIGHT SOURCE

IM500-700



### **Features:**

- *Life time > 20.000h*
- *Color temperature 6.500 Kelvin*
- *Luminous flux 1.400 lm*
- *Multi light guide adapter (RUDOLF Medical, Storz, Olympus, R. Wolf)*
- *Low cost of ownership compared to xenon light source*
- *Adjustable light intensity (0% - 100%)*



***Due to LED technology no spare bulb or lamp is necessary and therefore not available!***



## LED LIGHT SOURCE

### IM500-700 Specification



#### Dimensions

Dimensions (w x h x d)	295 x 130 x 355 mm
Weight	5.8 kg

#### Electronics

Input voltage	100V (AC) – 240V (AC), 50/60 Hz
Current consumption	1.0 – 0.42 A
AC power plug with double fuse on the back of the housing	
Loudness	< 49 dB (at 1m distance)
Power consumption	105 VA typical; max. 140 VA
Main Power Switch on rear panel	

#### Output Power / Functions

Application part acc. to IEC 60601-1	Type: BF
Protection class acc. to IEC 60601-1	Protection class 1
Fuse	T1.6AL 250V (AC)

#### Lifetime

Lifetime	> 20.000 hours
Maintenance free	

#### Light Output

Source	1 High power LED
Spectral range	380 – 700 nm
Luminous flux	> 1.400 lm
Color temperature	6.500 K
Color rendering index (CRI)	> 70
Comparable to 300 W xenon (average luminous flux of 500 h)	

#### Power Cable

incl. Power cable 2 m, EU
---------------------------



## LED LIGHT SOURCE

IM500-700

### Specification



#### Connectivity

The Light Source can be controlled by the RUDOLF Medical Camera Heads IM500-110 and IM500-110P

#### Light Cable Compatibility

RUDOLF Medical, Storz, Olympus, R. Wolf

#### Storage and Transport

Temperature	-20°C – 70°C
Rel. air humidity	5% – 95% RH
Atmospheric pressure	70 kPa – 106 kPa

#### Operating Conditions

Temperature	10°C – 40°C
Rel. air humidity	10% – 90% RH
Atmospheric pressure	70 kPa – 106 kPa



## LED LIGHT SOURCE LED320

IM200-320



### **Features:**

- *High lumen output*
- *Cost savings due to extremely long life expectancy and power saving*
- *No annual bulb change is necessary*
- *Instant on/off (no warm up or cool down)*
- *Usable for all endoscopic indications*
- *Up to 10 years of bulb life*
- *Multi light cable socket for use of light cables from RUDOLF Medical, Storz, Olympus, R. Wolf*





## LED LIGHT SOURCE LED320

IM200-320



### Technical Data


Lamp	LED
Color temperature	6.500 K
Operation	Power switch on/off
Mains	Medical world power supply unit, 100V (AC) to 120V (AC) and 220V (AC) to 240V (AC) $\pm$ 10%, 50 - 60 Hz
Power consumption	175 VA
Current consumption	115V: 1.4 A, 230V: 0.8 A
Fuse designation	T 4.0 AH, 250V, UL-recognized
Classifications	Protection class 1, Type BF, IP 20
Dimensions (w x h x d)	268 x 122 x 370 mm
Weight	4.9 kg

### Power Cables

	Ordering no.
Power cable 2 m, EU	90-0307
Power cable 2.5 m, US	90-0308
Power cable 2 m, UK	90-0309
Power cable 2 m, CHN	90-0310

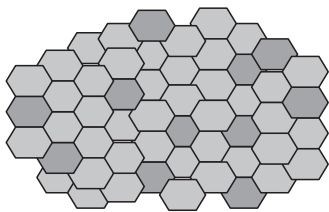


## COLD LIGHT CABLES / HTT CABLES

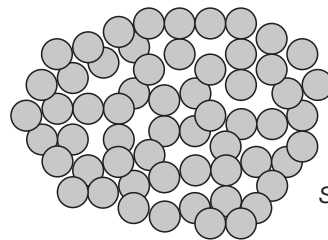


High Transmission Technology  
Assembled fibres

Cables  
Glued fibres



HTT-Cables



Standard cables






HTT-Cables		Standard cables		
without fittings	incl. fittings	without fittings	Length	Diameter
Ordering no.		Ordering no.		
IM201-180	IM201-1811	IM210-180	1 800 mm	3.5 mm
IM201-230	IM201-2311	IM210-230	2 300 mm	3.5 mm
IM201-300	IM201-3011	–	3 000 mm	3.5 mm
IM202-180	IM202-1811	IM212-180	1 800 mm	4.8 mm
IM202-230	IM202-2311	IM212-230	2 300 mm	4.8 mm
IM202-301	IM202-3011	–	3 000 mm	4.8 mm












For endoscope < Ø 5 mm → lighth cable Ø 3.5 mm  
For endoscope > Ø 5 mm → lighth cable Ø 4.8 mm

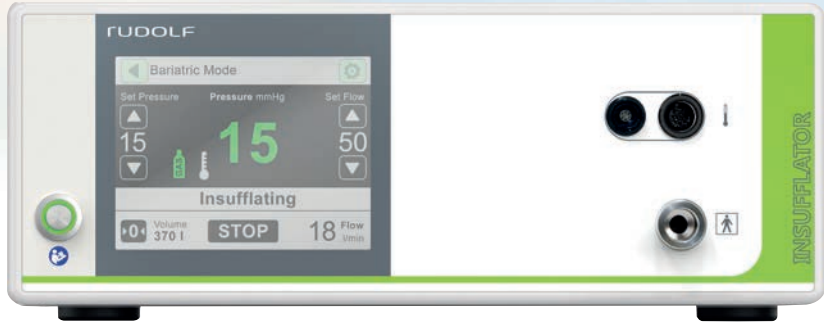


## FITTINGS FOR COLD LIGHT CABLES

<i>Fittings endoscope</i>	<b>Connection</b>	<b>Ordering no.</b>
	<i>RUDOLF / Storz / Olympus / Winter &amp; Ibe / Aesculap</i>	IM220-020
	<i>Wolf / Henke-Sass / Dyonics / ID = 9.0 mm</i>	IM220-021
	<i>ACMI / British Standard / Codman / ID = 7.7 mm</i>	IM220-022
	<i>Schott / Zeiss</i>	IM220-024
	<i>Stryker</i>	IM220-025

<i>Fittings light source</i>	<b>Connection</b>	<b>Ordering no.</b>
	<i>RUDOLF / Storz / Aesculap</i>	IM220-040
	<i>Wolf / Henke-Sass / Dyonics / Comeg / Medicon</i>	IM220-041
	<i>ACMI / British Standard / Codman / Welch Allyn / Stryker</i>	IM220-042
	<i>Olympus</i>	IM220-043
	<i>Schott / Zeiss</i>	IM220-045
	<i>Winter &amp; Ibe</i>	IM220-046
	<i>Pentax</i>	IM220-047
	<i>Fuji</i>	IM220-048
	<i>Volpi</i>	IM220-049





# INSUFFLATORS







## CO<sub>2</sub> INSUFFLATOR 50 L /MIN

IM600-500



### Features:

- Max. gas flow 50l/min
- Various modes (Verres, high flow, pediatric, bariatric)
- Touchscreen
- Gas heating
- Pressure range 1–30 mmHg



**Tube sets for insufflation *without* RFID (radio-frequency identification)**



**Type of gas supply (central or bottle) needs to be defined as connectors for different systems are not compatible!**



**For reusable tube sets filters (90-0505 / 50 pcs) are mandatory!**



# CO<sub>2</sub> INSUFFLATOR 50 L /MIN

## IM600-500 Specification



### Dimensions

Dimensions (w x h x d)	380 x 142 x 370 mm
Weight	10 kg

### Electronics

Protection class	Protection class 1
Current consumption	1.0 – 0.42 A
Application part of the type (B, BF, CF)	Type BF
Protection type	IP 21
Power supply	100V (AC) – 240V (AC), 50/60 Hz
Fuse designation	T3.15AH 250 V
Power consumption	150 VA
Current consumption	100V (AC), 60 Hz: 0.45 A (45VA), 240V (AC), 50 Hz: 0.25 A (60VA)

### Insufflator Data

Insufflation medium	Medical grade CO <sub>2</sub>
Maximum output pressure	75 mmHg
Maximum gas supply pressure	80 bar / 1160 PSI
Min. gas supply pressure (bottle)	15 bar / 218 PSI
Min. gas supply pressure (central gas)	3.4 bar / 50 PSI
Max. gas flow	Bariatric 50 l/min Standard 40 l/min Pediatric 20 l/min Vessel Harvesting 10 l/min
Pressure range	1 – 20 mmHg (Pediatric/Vessel Harvesting) 1 – 30 mmHg (Standard / Bariatric)
Modes	Three additional modes Bariatric, Pediatric and Vessel Harvesting
Gas heating	Reusable and disposable

### Connectivity

Tube sets	Standard insufflation tube sets
Gas supply	“US” type connector for use with gas bottles exchangeable into: DISS or NIST for use with central gas supplies





## CO<sub>2</sub> INSUFFLATOR 50 L /MIN

IM600-500

### Specification



#### Operating the Device

Device front	on / off switch
	Touch Screen Display
	Insufflation tube connection
	Gas heating connection for reusable heating tubes
	Gas heating connection for disposable heating tubes
Device rear	Service interface
	Connection for potential equalization
	Fuse holder
	Device mains socket
	Gas supply connection

#### Display

Display	Easy to use color touchscreen
Pressure display resolution	1 mmHg
Gas flow display resolution	1 l/min
Volume display resolution	In range of 0 – 9.9 l → resolution = 0.1 l In range of 10 – 999 l → resolution = 1 l

#### Operating Conditions

Temperature	10°C – 40°C
Relative humidity	30% – 75% RH
Atmospheric pressure	70-106 kPa ambient pressure Max. usage altitude: 3.000 m above sea level

#### Storage and Transportation Conditions

Temperature	-20°C – 60°C
Relative humidity	10% – 85% RH



## SUMMARY ACCESSORIES

IM600-500

### Specification



<b>Article</b>	<b>Ordering no.</b>
<i>Tube set for insufflation, reusable, 20 uses, with ISO connection</i>	90-0046
<i>Tube set for insufflation with filter disposable, sterile, (1 package = 10 pcs)</i>	90-0287
<i>Heating tube set for insufflations, reusable, 100 uses, ISO connector</i>	90-0527
<i>Heating tube set for insufflations, disposable, sterile, including filter, (1 package = 10 pcs)</i>	90-0508
<i>Filter for insufflation, ISO - ISO connection, sterile, (1 package = 50 pcs)</i>	90-0505
<i>Hose for CO<sub>2</sub> gas bottle DIN: US, 1.5m</i>	90-0048
<i>Hose for CO<sub>2</sub> gas bottle ISO: US, 1.5m</i>	90-0255
<i>Hose for CO<sub>2</sub> gas bottle PIN: US, 1.5m</i>	90-0050
<i>Central gas hose for CO<sub>2</sub>, length 3 m</i>	90-0509
<i>Central gas hose for CO<sub>2</sub>, length 5 m, Device side US, Wall side DIN</i>	90-0510
<i>Hose for CO<sub>2</sub> central gas NF-US, 3 m</i>	90-0511
<i>Hose for CO<sub>2</sub> central gas NF-US, 5 m</i>	90-0512
<i>Hose for CO<sub>2</sub> central gas UNI-US, 3 m</i>	90-0513
<i>Hose for CO<sub>2</sub> central gas UNI-US, 5 m</i>	90-0514
<i>Hose for CO<sub>2</sub> central gas AGA-US, 3 m</i>	90-0515
<i>Hose for CO<sub>2</sub> central gas AGA-US, 5 m</i>	90-0516
<i>Hose for CO<sub>2</sub> central gas DISS-DISS, 3 m</i>	90-0522
<i>Micro fuses 3.15 A, 5 x 20 mm, slow-blow (1 package = 10 pcs)</i>	90-0523
<i>Power cable 2 m EU</i>	90-0307
<i>Power cable 2.5 m US</i>	90-0308
<i>Power cable 2 m UK</i>	90-0309
<i>Power cable 2 m CHN</i>	90-0310

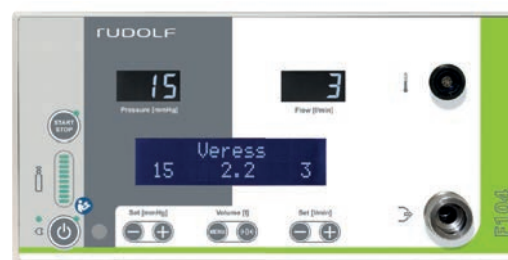


# CO<sub>2</sub> INSUFFLATOR 40I

LP800-311

LP 800-311

Design 2018



## Technical Data

Insufflation medium	Medical CO <sub>2</sub>
Max. gasflow	40 l/min
Pressure range	1 - 30 mmHg
Power supply	100V (AC) - 240V (AC)
Frequency	50 - 60 Hz
Power consumption	145 VA*
Current consumption	100V (AC): 1.3 A, 230V (AC): 0.6 A
Classifications	Protection class 1, Type BF, IP 40
Dimensions (w x h x d)	267 x 138 x 410 mm
Weight	7 kg

\* with reusable heated tube

## Accessories for Insufflator

Ordering no.

Tube set <b>only for F104</b> , insufflation and gas heating, reusable for 100 uses, without filter ( <b>Ordering no. 90-0285 required</b> )	90-0288
Filter for LP800-311, single use only, sterile, ISO-ISO, (minimum order quantity = 5 pieces)	90-0285

## Device side gas connection (Sinter filter not exchangeabl)

Ordering no.

Gas connection CO <sub>2</sub> for hospital gas supply NIST (EU standard)	90-0276
Gas connection CO <sub>2</sub> for hospital gas supply DISS (US standard)	90-0277
Connector CO <sub>2</sub> , US, for bottle gas (standard)	90-0278



# CO<sub>2</sub> INSUFFLATOR

LP800-311

LP 800-311

Design 2018



### High pressure tubes for bottle supply

	<b>Ordering no.</b>
	<b>length 1.5 m</b>
High pressure tube CO <sub>2</sub> bottle DIN/device US	90-0254
High pressure tube CO <sub>2</sub> bottle ISO/device US	90-0255
High pressure tube CO <sub>2</sub> bottle PIN/device US	90-0256

### High pressure tubes for house gas supply

	<b>Ordering no.</b>	
	<b>length 3 m</b>	<b>length 5 m</b>
Connection tube CO <sub>2</sub> for hospital gas supply, NIST/DIN	90-0268	90-0269
Connection tube CO <sub>2</sub> for hospital gas supply, NIST/AGA	90-0270	90-0271
Connection tube CO <sub>2</sub> for hospital gas supply, NIST/Norme Française	90-0272	90-0323
Connection tube CO <sub>2</sub> for hospital gas supply, NIST/UNI	90-0324	90-0325

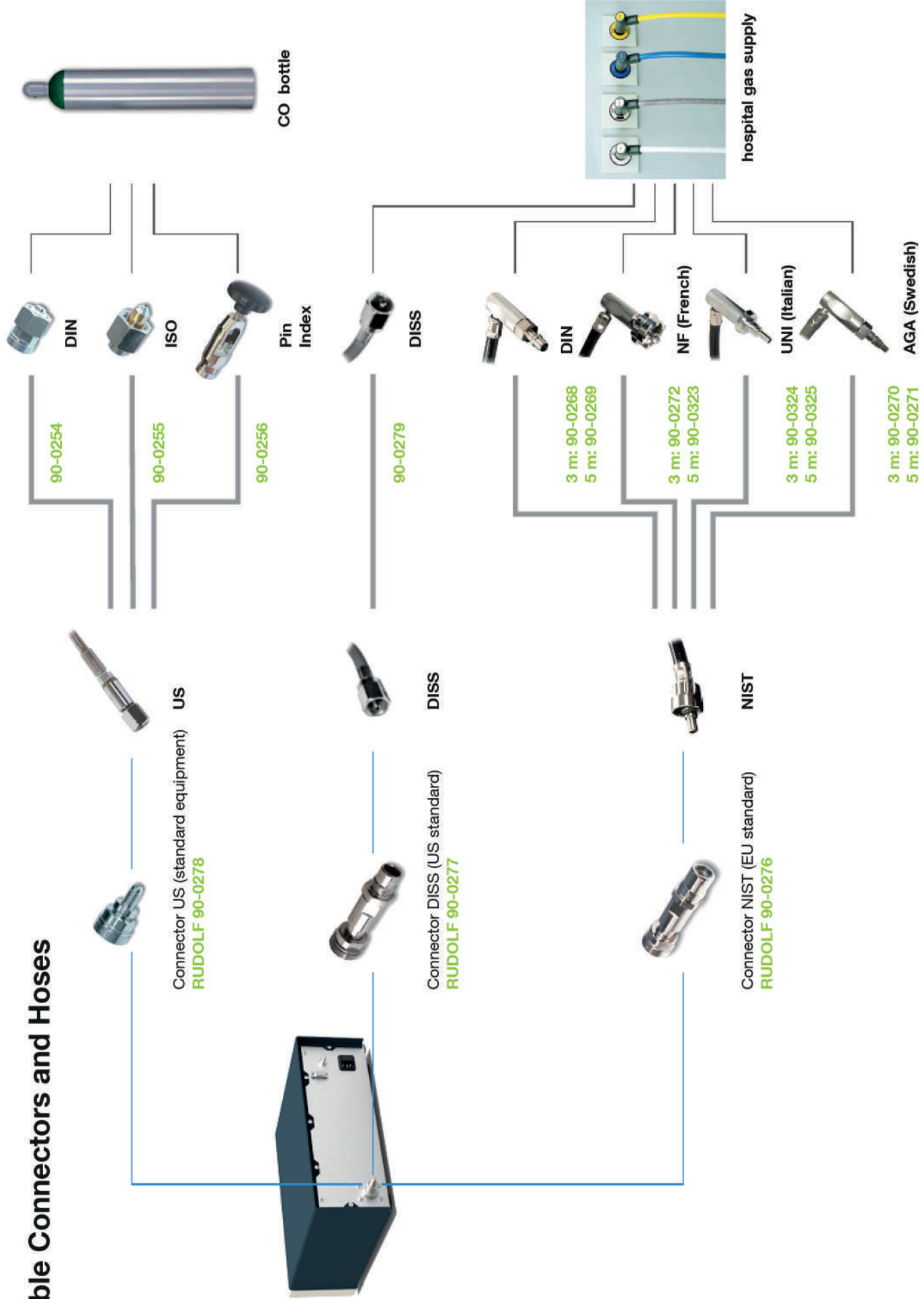
### Wrench for high pressure tubes

	<b>Ordering no.</b>
Wrench for high pressure tube US, 9/16"	90-0264
Wrench for high pressure tube DIN, SW30	90-0265
Wrench for CO <sub>2</sub> bottle PIN Index, WS5.5	90-0266
Wrench for gas connection ISO 5154, WS32	90-0267

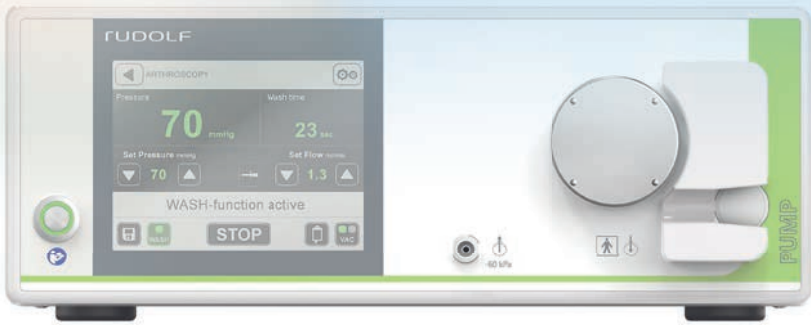
### Power Cables

	<b>Ordering no.</b>
Power cable 2 m, EU	90-0307
Power cable 2.5 m, US	90-0308
Power cable 2 m, UK	90-0309
Power cable 2 m, CHN	90-0310

# Possible Connectors and Hoses







# PUMPS







## SUCTION AND IRRIGATION PUMP (LAP-PUMP)

IM600-700



### **Features:**

- Irrigation (50 mmHg)
- Suction (vacuum) - 60KPa

### **Use for:**

- Cleaning
- Cooling after use of high frequency surgery
- Suction of blood and tissue



Irrigation tube sets **with** RFID (radio-frequency identification)



## SUCTION AND IRRIGATION PUMP (LAP-PUMP)

IM600-700

### Specification



#### Dimensions

Dimensions (w x h x d)	380 x 148 x 388 mm
Weight	6.0 kg

#### Electronics

Protection class	Protection class 1
Application part of the type (B, BF, CF)	Type BF
Protection type	IP 21
Mains voltage range	100V (AC) – 240V (AC), 50/60 Hz
Fuse designation	2x T3.15AH 250V (AC), UL-recognized
Max. power consumption	95 VA
Current consumption	100V (AC) 60 Hz: 0.72 A (72 VA) 240V (AC) 50 Hz: 0.38 A (93 VA)

#### Pump Data

Max. pump pressure	450 mmHg
Max. irrigation performance	3.0 l/min
Max. negative suction pressure	- 60 kPa
Max. sound level	< 80 dB(A)
<b>Accuracy</b>	
- Flow	± 10%
- Pressure	± 50 mmHg (for max. pump pressure)
- Deficit	± n/a
- Improperly usage	Pump locks automatically

#### Connectivity

The pump reacts to RFID protected tube sets and ensures proper use



## SUCTION AND IRRIGATION PUMP (LAP-PUMP)

IM600-700

### Specification



#### Operating the Device

Device front	<ul style="list-style-type: none"><li>Irrigation start/stop key</li><li>Irrigation status LED</li><li>Suction start/stop key</li><li>Suction status LED</li><li>Roller wheel</li><li>Tube retainer</li><li>Pressure sensor</li><li>Connection for hygiene filter</li><li>Connection for vacuum tube</li><li>LED tube status green</li><li>LED tube status red</li><li>on/off power switch</li><li>Power switch status LED</li></ul>
--------------	---

#### Operating the Device

Device rear	<ul style="list-style-type: none"><li>Device labels</li><li>Vacuum outlet</li><li>Connection for potential equalization</li><li>Fuse holder</li><li>Mains socket</li><li>Service interface</li></ul>
-------------	--

#### Operating Conditions

Temperature	10°C – 40°C
Relative humidity	30% – 75% RH
Air pressure	70 kPa – 106 kPa Max. usage altitude: 3000 m above sea level

#### Storage and Transportation Conditions

Temperature	-25°C – 55°C
Relative humidity	10% – 85% RH
Air pressure	70 kPa – 106 kPa

To facilitate overall technical improvement all data is subject to change without notice



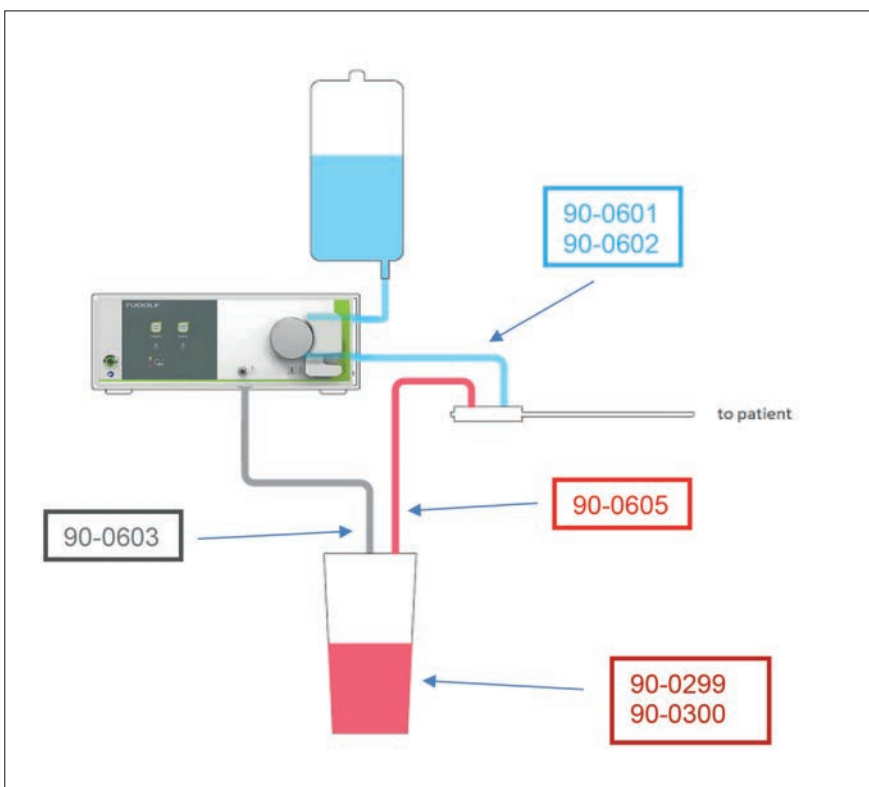
## SUMMARY ACCESSORIES

IM600-700

### Accessories



Article	Ordering no.
Tube set irrigation, single use, sterile (1 package = 10 pcs)	90-0601
Tube set irrigation, reusable, 20 times (1 package = 1 pc)	90-0602
Tube set vacuum, with filter, 30 days use (1 package = 10 pcs)	90-0603
Tube set suction (outflow), single use, 1 connector (1 package = 10 pcs)	90-0605
BEMIS container, 2 pcs	90-0299
BEMIS container, 36 pcs	90-0300
Power cable 2 m EU	90-0307
Power cable 2.5 m US	90-0308
Power cable 2 m UK	90-0309
Power cable 2 m CHN	90-0310
Micro fuses 3.15 A, 5x20 mm, slow-blow (1 package = 10 pcs)	90-0523





## MULTI INDICATION PUMP (STANDARD = HYSTEROSCOPY)

IM600-600



### Features:

- 4 applications → one device
- Color touch screen
- Balancing in- and outflow (TUR syndrome)

### Use for:

- Dilatation
- Irrigation (bladder, joints)
- Liquid balancing
- Vacuum



Irrigation tube sets **with** RFID (radio-frequency identification)



## MULTI INDICATION PUMP (STANDARD = HYSTEROSCOPY)

IM600-600

### Specification



#### Dimensions

Dimensions (w x h x d)	380 x 148 x 388 mm
Weight	6.3 kg

#### Electronics

Protection class	Protection class 1
Application part acc. to IEC 60601-1	Type BF
Protection type	IP 41
Power supply	100V (AC) – 240V (AC), 50/60 Hz
Power consumption	80 VA
Current consumption	100V (AC), 0.8 A (80 VA), 240V (AC), 0.3 A (72 VA)

#### Pump Data

Indications covered	Laparoscopy, Arthroscopy, Hysteroscopy, Urology
Pressure range	Laparoscopy: not adjustable Arthroscopy: 5 – 150 mmHg Hysteroscopy: 15 – 150 mmHg Urology: 10 – 90 mmHg
Overpressure prevention	Stringent safety measures reliably prevent overpressure in the application area
Flow range	Laparoscopy: 1.0 – 1.8 l/min Arthroscopy: 0.1 – 1.8 l/min Hysteroscopy: 50 – 500 ml/min Urology: 25 – 500 ml/min
Suction capacity	max. 2.0 l/min (depending on instrument characteristics)

#### Display

Easy to use
Color touchscreen

#### Connectivity

The pump reacts to RFID protected tube sets and ensures proper use
--



**Irrigation tube sets with RFID (radio-frequency identification)**



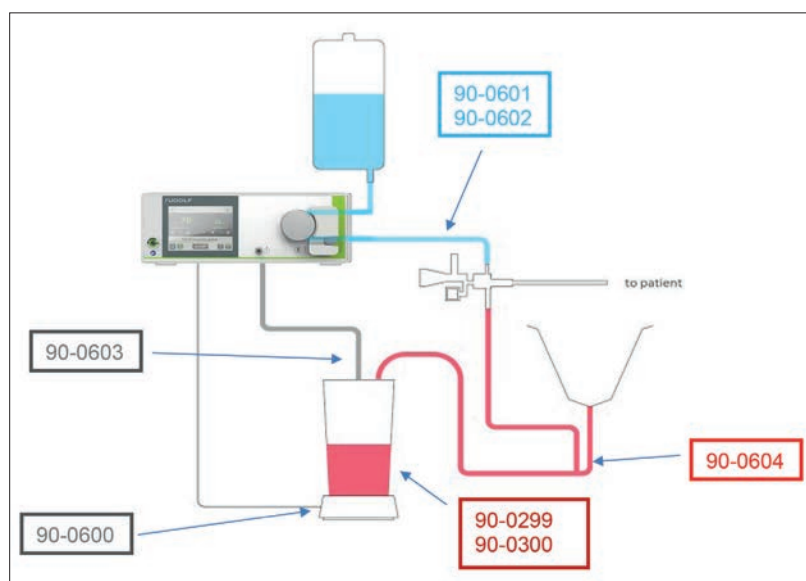
## SUMMARY ACCESSORIES

IM600-600

### Accessories



Article	Ordering no.
Tube set irrigation, single use, sterile (1 package = 10 pcs)	90-0601
Tube set irrigation, reusable, 20 times (1 package = 1 pc)	90-0602
Tube set vacuum, with filter, 30 days use (1 package = 10 pcs)	90-0603
Tube set suction (outflow), single use, 2 connectors (1 package = 10 pcs)	90-0604
Bottle Scale for volume measuring	90-0600
BEMIS container, 2 pcs	90-0299
BEMIS container, 36 pcs	90-0300
Power cable 2 m EU	90-0307
Power cable 2.5 m US	90-0308
Power cable 2 m UK	90-0309
Power cable 2 m CHN	90-0310
Micro fuses 3.15 A, 5 x 20 mm, slow-blow (1 package = 10 pcs)	90-0523



**Irrigation tube sets with RFID (radio-frequency identification)**



## TRANSPONDER FOR MULTI INDICATION PUMP (STANDARD = HYSTEROSCOPY)

IM600-600



### Options:

- *As standard IM600-600 is always equipped with application **hysteroscopy!***
- ***Hysteroscopy** upgrade with **laparoscopy** IM600-603 is useful for e.g. gynecology departments. Saves one additional device!*
- ***Arthroscopy** and **urology** pumps are not available separately – only as upgrade for IM600-600!*

Article	Ordering no.
Indication transponder for ARTHROSCOPY	IM600-601
Indication transponder for UROLOGY	IM600-602
Indication transponder for LAPAROSCOPY	IM600-603



**Irrigation tube sets with RFID (radio-frequency identification)**





## ARTHROSCOPY PUMP A127

AT800-120



### Technical Data

Pressure range	5 - 150 mmHg
Max. flow	1.5 l/min $\pm$ 10%
Mains	Medical world power supply unit, 100V (AC)-240V (AC), 50 - 60 Hz
Power consumption	60 VA
Current consumption	100V (AC): 1.2 A, 240V (AC): 0.6 A
Fuse designation	2x T 3.15 AH, 250 V
Classifications	Protection class 1, Type BF, IP 41
Dimensions (w x h x d)	240 x 103 x 221 mm
Weight	2.8 kg

### Accessories

	Ordering no.
Disposable tube set, Luer lock, inflow only, with transponder, packaging unit = 10 pcs	90-0291
Reusable tue set, Luer lock, inflow only, with transponder, packaging unit = 1 pc	90-0316

### Power Cables

	Ordering no.
Power cable 2 m, EU	90-0307
Power cable 2.5 m, US	90-0308
Power cable 2 m, UK	90-0309
Power cable 2 m, CHN	90-0310





# MEDICAL DISPLAYS







<b>Ordering no.</b>	IM300-419
<b>Panel</b>	19" TFT LCD (IPS)
<b>Resolution</b>	1280 x 1024 pixel
<b>Dimension</b>	423 x 351.5 x 76.5 mm
<b>Weight</b>	5.8 kg
<b>Input Signal</b>	1x DVI-D 1x VGA (D-Sub) 1x SD/HD/3G-SDI (BNC) 1x C-Video (BNC) 2x S-Video (Y/C) (BNC) 1x Component (RGBS, YPbPr) (5x BNC)
<b>Output Signal</b>	1x DVI-D 1x SD/HD/3G-SDI (BNC)
<b>Contrast Ratio</b>	800 : 1 typical



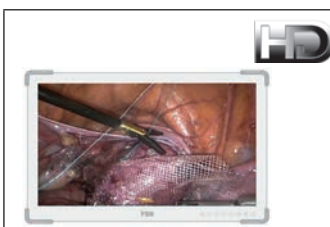
<b>Ordering no.</b>	IM300-424
<b>Panel</b>	24" TFT LCD (LED)
<b>Resolution</b>	1920 x 1200 pixel
<b>Dimension</b>	575.4 x 392 x 82 mm
<b>Weight</b>	7.42 kg
<b>Input Signal</b>	1x DVI-D 1 1x DVI-D 2 (fiber optional) 1x VGA (D-Sub) 1x SD/HD/3G-SDI (BNC) 1x C-Video (BNC) 1x S-Video (Y/C) (2 x BNC) 1x Component (RGBS, YPbPr) (5 x BNC)
<b>Output Signal</b>	1x DVI-D, 1x SD/HD/3G-SDI (BNC)
<b>Contrast Ratio</b>	1500 : 1 typical



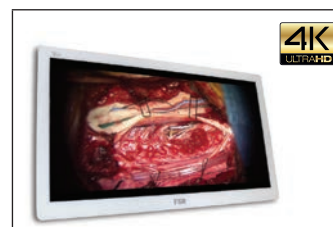
<b>Ordering no.</b>	IM300-426
<b>Panel</b>	26" TFT LCD (LED)
<b>Resolution</b>	1920 x 1080 pixel
<b>Dimension</b>	640 x 402 x 78 mm
<b>Weight</b>	8.3 kg (including IO cover)
<b>Input Signal</b>	1x DVI-D 1 1x DVI-D 2 (fiber optional) 1x VGA (D-Sub) 1x SD/HD/3G-SDI (BNC) 1x C-Video (BNC) 1x S-Video (Y/C) (2x BNC) 1x Component (RGBS, YPbPr) (5x BNC)
<b>Output Signal</b>	1x DVI-D, 1x SD/HD/3G-SDI (BNC)
<b>Contrast Ratio</b>	1500 : 1 typical



<b>Ordering no.</b>	IM300-433
<b>Panel</b>	27" LED (IPS)
<b>Resolution</b>	1920 x 1080 pixel
<b>Dimension</b>	648 x 397 x 72 mm
<b>Weight</b>	8.2 kg
<b>Input Signal</b>	1x DVI-D 1 1x DVI-D 2 (optical fiber optional) 1x VGA (D-sub) 1 x SD/HD/3G-SDI (BNC) 1x C-Video (BNC) 2x S-Video (Y/C) (BNC) 1x Component (RGBS, YPbPr) (5 x BNC)
<b>Output Signal</b>	1 x DVI-D 1 x SD/HD/3G-SDI (BNC)
<b>Contrast Ratio</b>	1000 : 1 typical




<b>Ordering no.</b>	IM300-434
<b>Panel</b>	27" TFT LCD (LED)
<b>Resolution</b>	1920 x 1080 pixel
<b>Dimension</b>	673 x 425 x 75 mm
<b>Weight</b>	8.73 kg
<b>Input Signal</b>	2 x DVI (single link) 1 x VGA 1 x Component 1 x SDI (3G)
<b>Output Signal</b>	1 x DVI (single link) 1 x SDI (3G)
<b>Contrast Ratio</b>	1000 : 1 typical



<b>Ordering no.</b>	IM300-431
<b>Panel</b>	31" TFT LCD (LED)
<b>Resolution</b>	4096 x 2160 pixel
<b>Dimension</b>	761.5 x 442.0 x 70.6 mm
<b>Weight</b>	FS-P3102D: 9.24 kg FS-P3102: 9.6 kg
<b>Input Signal</b>	1x HDMI 2.0 1x DP 1.2 (MST) 1x DP 1.2 (SST) 1x DVI (Single Link) 4x 3G-SDI (Available only on FS-P3102DS)
<b>Output Signal</b>	1x DVI (Single Link) 1x DP 1.2 (SST) 4x 3G-SDI (Available only on FS-P3102DS)
<b>Contrast Ratio</b>	1500 : 1 typical

\*55" TFT LCD (LED) on request (IM300-455)





# DOCUMENTATION









## DIGITAL VIDEO DOCUMENTATION SYSTEM

IM601-000



**Approved by**  
MediCap™ USB 200

IM601-001



**Approved by**  
MediCap™ USB 300

*This device is designed for the rapid and uncomplicated digital capture/ recording and saving of examination respectively operation videos/pictures (HD pictures in the case of USB 300) from the conventional analog and digital imaging devices on a USB flash drive (USB stick or a USB hard drive).*

*The USB flash drive (USB stick) can be simply plugged into a PC, laptop or tablet. The single pictures and video films saved on the USB stick can thus be processed or saved later.*

*Before the chosen picture is saved it is displayed on the device monitor for control purpose.*

### **Technical Features and Advantages:**

- *Simple installation and handling*
- *Little or no training necessary*
- *Recording and saving of videos and pictures on a USB flash drive (USB stick)*
- *Can be used with conventional endoscopes, ultrasonic devices, microscopes, video devices*
- *Full screen colour LCD monitor on the front side of the device for the control of the pictures to be recorded as well as for navigation*
- *Sharp pictures on the monitor*
- *Simple yet effective technology*
- *Small portable and solid device*



# DIGITAL VIDEO DOCUMENTATION SYSTEM

IM601-000, IM601-001

## Specification



	MediCap™ USB 200	MediCap™ USB 300
<b>Ordering no.</b>	<b>IM601-000</b>	<b>IM601-001</b>
Video inputs	PAL/NTSC format, S-Video/Composite (BNC) connections	DVI (RGB through adapter), HD-SDI, S-Video, Composite
Video outputs	PAL/NTSC format, S-Video/Composite (BNC) connections	DVI (RGB VGA through adapter)
Audio inputs/outputs	3.5 mm stereo phone jack	–
Image formats	JPEG, TIFF , DICOM	JPEG, TIFF , DICOM
Video formats	MPEG2 (DVD quality)	H.264/MPEG-4 (1080p/1080i, 720p, PAL, NTSC)
Audio formats	MPEG1-L2 2 channels	–
Networking	Ethernet connection via Network Upgrade Kit (optional)	RJ45 10/100/1000 Ethernet
External storage media	USB sticks or external USB hard drive	
USB support	USB2.0, High Speed, 1 front connection, 3 rear connections	USB2.0, High Speed, 1 front connection, 2 rear connections
Standards	UL Medical, CE FCC, FDA, class 1 RoHS	CE 93/42/EEC, UL 60601-1, IEC 60601-1, IEC 60601-1-2, CSA C22.2 No. 601.1, E 306417, FCC Part 15, FDA class 1, RoHS
Dimension (w x h x d)	240 x 211 x 63 mm	240 x 211 x 63 mm
Weight	1.7 kg	1.8 kg
Power supply	100V-240V (AC), 50Hz / 60 Hz	100V-240V (AC), 50Hz / 60 Hz

### Accessories:

<b>RZ601-001 Foot switch</b> for MediCap™ USB 200/300
--

<b>RZ630-008 USB stick</b> 32GB – High Speed 2.0
---



WIRELESS TRANSMISSION 





## WIS1000, WIRELESS TRANSMISSION, IM300-413



### **Features:**

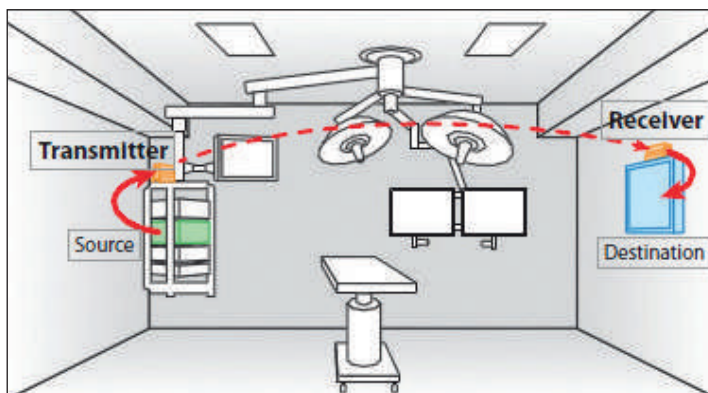
- *Wireless HD video without compression*
- *Signal is encrypted and bonds 1-to-1*
- *Range is designed to stay within one room*
- *FDA 510k clearance*
- *Near zero latency*

*Hard-wired video connections in the OR may not be best for all applications. With the WIS1000 wireless system (IM300-413), video carts or stands can be completely mobile, allowing for flexible equipment layouts.*

*Fewer wires on the OR floor can help eliminate tripping hazards. Without the need to connect and disconnect wires from equipment, turn-around time in the OR is fast and efficient.*



## WIS1000, WIRELESS TRANSMISSION, IM300-413




The WIS1001 is a converter and scaler created to provide a “clean” output signal complying with industry standards. It shapes and synchronizes a video signal, up or down, in order to make the signal compatible with wireless transmission.

### Ordering no.: IM300-413

Standards	WIS1000 Wireless HD HDMI (V1.4a)
Frequency	60 GHz
Input / output Interface	HDMI interface
Antenna type	32 Antenna Array (Integrate Ceramic)
Range	10 meters in-room usage
AV Port	Transmitter: 1 Port (CEC pass through) Receiver : 1 Port (CEC pass through)
Weight	242 g / 242 g
Dimension (w x h x d)	162.0 x 86.0 x 50.0 mm
Adapter power	AC/DC adapter, BPM010S05F02 90V-240V (AC) ,50Hz-60Hz DC +5V 2.0A
LED Indicators	One LED display, power indication
Environment Specification	Operating conditions Temperature: 0°C - 40°C (32°F - 104°F) Humidity: 5% - 85%
Compliance & Certifications	FDA class2 510(k), UL 60601-1, CAN/CSA-C22.2 No.601.1-M90, FCC Part 15C, MDD class 1, IEC60601-1, EN60601-1-2, R&TTE (EN301 489-1, EN301 489-17, EN302-567, EN62311, EN60950-1)



## WIS1001, SIGNAL CONDITONER, IM300-414



*The WIS1001 is designed to be used with, and easily connected to, the wireless WIS1000 product.*

### **Features:**

- *Converts DVI to HDMI*
- *Mount as a base to WIS1000 wireless transceivers*
- *Supports high quality 1080p video*
- *Optional VESA mount bracket*

*The WIS1001 is a signal conditioner and scaler for single link DVI to HDMI conversion. It shapes and synchronizes a video signal, up or down, in order to make the signal compatible with wireless trans-mission. The WIS1001 is designed primarily to be used with the WIS1000 wireless transceiver system.*

*In applications where there are mismatched resolutions, it helps establish a solid wireless connection between endoscopic cameras or other medical video equipment, and medical display monitors. WIS1001 can automatically establish a common resolution between different video sources and displays. This is especially useful when multiple components and signal types are used as sources in a wireless video setup.*



## WIS1001, SIGNAL CONDITONER, IM300-414



**Ordering no.: IM300-414**

<i>Frequency</i>	VGA to WUXGA, 480i-1080p
<i>Input/output Interface</i>	Input: DVI-D interface with EDID Output: HDMI interface
<i>Weight</i>	290 g (without wireless bracket)
<i>Dimension</i>	166.5 x 66 x 30.8 mm
<i>Adapter power</i>	90V-240V (AC), 50Hz-60Hz DC +5V 2.0A
<i>Regulatory</i>	CE, FCC certified
<i>Power consumption</i>	2W max.
<i>Mode select</i>	12 mode output select by pressing switch. 640x480,60 / 800x600,60 / 1024x768,60 / 1280x1024,60 / 1680x1050,60 / 480p60 / 576p50 / 720p50 / 720p60 / 1080p24 / 1080p50 / 1080p60
<i>LED Indicators</i>	One LED display / power state indication





# TROLLEYS







## EQUIPMENT TROLLEYS



**Ordering no.:** IM402-001  
IM402-002 (incl. Isolating Transformer)

### Specification

Socket board acc. IEC 60320-1	9 mains connections device sockets C14
Standards	CE according MDA 93/42/EEC class 1, rule 1 IEC 60601-1
Dimensions (w x h x d)	638 x 1700 x 750 mm
Weight (without loading)	66 kg
Load capacity of the complete system	220 kg
Floor space required (w x d)	450 x 430 mm
Carrying capacity of a shelf	30 kg
Number of shelves	4 x shelves of which 1 x incl. drawer
Monitor fixation	Fixation standard VESA 75/100
Power supply	100V-230V (AC), 50 - 60 Hz
Max. current consumption	10 A



**Ordering no.:** IM403-001

Standard equipment trolley for endoscopy devices. Equipped with 4 shelves, 1 drawer, infusion stand, holder for camera head and CO<sub>2</sub> gas bottle. Vertical profiles max. load 150 kg. 4 double steering wheels with locking brake. Color RAL 7035 light grey - powder coated. Dimensions of shelves 500 x 491 mm.

- Monitor traverse with VESA 75 / 100 adapter from 0-14 kg
- Shelf with integrated mousepad and handle, load capacity 50 kg
- 2 additional Shelves 500 x 491 mm, max. load 50 kg
- 1 Drawer with external dimensions
- 6-fold socket strip with 5 m central power cord
- Infusion stand with one-hand adjustment, mounting in vertical profile
- CO<sub>2</sub> gas cylinder holder 10/15L, max. Ø 175 mm, load capacity 20 kg
- Universal holder for camera head



**Further accessories for IM403-001 on request**





# CONFIGURATION







## Example configuration for endoscopy towers

### Device configuration for **LAPAROSCOPIC SURGERY** tower

#### Camera

	Ordering no.
CCU 10.1 Camera Control Unit - native full HD	IM500-101
Camera Head 1CMOS with integrated zoom coupler for CCU 10.1; F = 14.25 - 28 mm	IM500-111

- alternative camera

	Ordering no.
<b>CCU</b> HDC907 Camera Control Unit (CCD - sensor technology)	IM100-320
<b>3CCD</b> HDC907 Camera Head (not autoclavable 50HZ)	IM100-322
<b>3CCD</b> HDC907 Camera Head (not autoclavable 60HZ)	IM100-323
<b>3CCD</b> HDC907 Camera Head (autoclavable 50HZ)	IM100-324
<b>3CCD</b> HDC907 Camera Head (autoclavable 60HZ)	IM100-325
Parfocal zoom coupler, C-Mount adapter (necessary for <b>IM100-322</b> , <b>IM100-323</b> , <b>IM100-324</b> , <b>IM100-325</b> )	RZ810-150

#### Display

	Ordering no.
19" HD Display	IM300-419
24" HD Display	IM300-424
26" HD Display	IM300-426
27" HD Display	IM300-433

Depending on customers' requests. Two displays possible e.g. 19" and 26"

#### Light

	Ordering no.
LED light source with multi fiber adapter	IM500-700

- alternative light

	Ordering no.
LED light source LED 320 (only in combination with <b>IM100-320</b> )	IM200-320



## Example configuration for endoscopy towers

Device configuration for **LAPAROSCOPIC SURGERY** tower

### Insufflator

	Ordering no.
CO <sub>2</sub> insufflator 50 l/min; touchdisplay	IM600-500

- alternative insufflator

	Ordering no.
CO <sub>2</sub> Insufflator 40 l/min	LP800-311
CO <sub>2</sub> Insufflator 40 l/min	LP 800-311 (new design)

### Pump

	Ordering no.
Suction and irrigation pump	IM600-700

### Trolley

	Ordering no.
Equipment trolleys	IM402-001 IM402-002 IM403-001

### Example for additional items for laparoscopic surgery

- Cold lighth cables
- Endoscope, 10 mm 0° / 30°
- Verres needle
- Suction and irrigation tube
- LAP instruments: graspers, scissors, needle holder, clip applicator
- Trocar sets 5 mm, 10 mm, 12 mm, reducer
- Bipolar or monopolar LAP instruments and cables



Please consider for all configurations required accessories like tube sets, filters, gas hoses, power cables, light cables etc.





## Example configuration for endoscopy towers

Device configuration for **LAPAROSCOPIC GYNECOLOGY** and **HYSTEROSCOPY** tower

### Camera

	Ordering no.
CCU 10.1 Camera Control Unit - native full HD	IM500-101
Camera Head 1CMOS with integrated zoom coupler for CCU 10.1; F = 14.25 - 28 mm	IM500-111

- alternative camera

	Ordering no.
<b>CCU HDC907 Camera Control Unit (CCD - sensor technology)</b>	<b>IM100-320</b>
<b>3CCD HDC907 Camera Head (not autoclavable 50HZ)</b>	<b>IM100-322</b>
<b>3CCD HDC907 Camera Head (not autoclavable 60HZ)</b>	<b>IM100-323</b>
<b>3CCD HDC907 Camera Head (autoclavable 50HZ)</b>	<b>IM100-324</b>
<b>3CCD HDC907 Camera Head (autoclavable 60HZ)</b>	<b>IM100-325</b>
Parfocal zoom coupler, C-Mount adapter (necessary for <b>IM100-322</b> , <b>IM100-323</b> , <b>IM100-324</b> , <b>IM100-325</b> )	<b>RZ810-150</b>

### Display

	Ordering no.
19" HD Display	IM300-419
24" HD Display	IM300-424
26" HD Display	IM300-426
27" HD Display	IM300-433

Depending on customers' requests. Two displays possible e.g. 19" and 26"

### Light

	Ordering no.
LED light source with multi fiber adapter	IM500-700

- alternative light

	Ordering no.
LED light source LED 320 (only in combination with <b>IM100-320</b> )	<b>IM200-320</b>



## Example configuration for endoscopy towers

Device configuration for **LAPAROSCOPIC GYNECOLOGY** and **HYSTEROSCOPY** tower

### Insufflator

	Ordering no.
CO <sub>2</sub> Insufflator 50 l/min; touchdisplay	IM600-500

- alternative insufflator

	Ordering no.
CO <sub>2</sub> Insufflator 40 l/min	LP800-311
CO <sub>2</sub> Insufflator 40 l/min	LP 800-311 (new design)

### Pump

	Ordering no.
Multi indication pump as standard: hysteroscopy Additional function <b>LAP</b> with transponder <b>IM600-603</b>	IM600-600

- alternative pump

	Ordering no.
Suction and irrigation pump if hysteroscopy is not requested	IM600-700

### Trolley

	Ordering no.
Equipment trolleys	IM402-001 IM402-002 IM403-001

### Example for additional items for gynecology / hysteroscopy

- Cold lighth cables
- Endoscope, 10 mm 0°/ 30°
- Verres needle
- Suction and irrigation tube
- LAP instruments: graspers, scissors, needle holder, clip applicator
- Trocar sets 5 mm, 10 mm, 12 mm, reducer
- Bipolar or monopolar LAP instruments and cables
- Hysteroscope, 2.9 mm – 4 mm 0°, 12°, 30°
- Resectoscope monopolar or bipolar
- Hysteroscopy sheath



Please consider for all configurations required accessories like tube sets, filters, gas hoses, power cables, light cables etc.



## Example configuration for endoscopy towers

### Device configuration for **UROLOGY** tower

#### Camera

	Ordering no.
CCU 10.1 Camera Control Unit - native full HD	IM500-101
Camera Head 1CMOS with integrated zoom coupler for CCU 10.1; F = 14.25 - 28 mm	IM500-111

- alternative camera

	Ordering no.
<b>CCU</b> HDC907 Camera Control Unit (CCD - sensor technology)	IM100-320
<b>3CCD</b> HDC907 Camera Head (not autoclavable 50HZ)	IM100-322
<b>3CCD</b> HDC907 Camera Head (not autoclavable 60Hz)	IM100-323
<b>3CCD</b> HDC907 Camera Head (autoclavable 50HZ)	IM100-324
<b>3CCD</b> HDC907 Camera Head (autoclavable 60HZ)	IM100-325
Parfocal zoom coupler, C-Mount adapter (necessary for <b>IM100-322</b> , <b>IM100-323</b> , <b>IM100-324</b> , <b>IM100-325</b> )	RZ810-150

#### Display

	Ordering no.
19" HD Display	IM300-419
24" HD Display	IM300-424
26" HD Display	IM300-426
27" HD Display	IM300-433

Depending on customers' requests. Two displays possible e.g. 19" and 26"

#### Light

	Ordering no.
LED light source with multi fiber adapter	IM500-700

- alternative light

	Ordering no.
LED light source LED 320 (only in combination with <b>IM100-320</b> )	IM200-320



## Example configuration for endoscopy towers

### Device configuration for **UROLOGY** tower

#### **Insufflator**

	Ordering no.
CO <sub>2</sub> Insufflator 50 l/min; touchdisplay	IM600-500

- alternative insufflator

	Ordering no.
CO <sub>2</sub> Insufflator 40 l/min	LP800-311
CO <sub>2</sub> Insufflator 40 l/min	LP 800-311 (new design)

#### **Pump**

	Ordering no.
Multi indication pump as standard: Hysteroscopy Additional function <b>LAP</b> with transponder <b>IM600-603</b>	IM600-600

- alternative pump

	Ordering no.
Suction and irrigation pump	IM600-700

#### **Trolley**

	Ordering no.
Equipment trolleys	IM402-001 IM402-002 IM403-001

#### **Example for additional items for Urology**

- Cold lighth cables
- Various endoscopes from 2.0 mm to 4.0 mm for cystoscopy, urethrotomy, resectoscopy
- Resectoscopes (working element, electrodes, sheath systems)
- Accessories for resectoscopy (evacuator, bladder syringe etc.)
- URS (Uretero renoscope) with flexible and rigid forceps, scissors, graspers
- Hysteroscopy sheath



Please consider for all configurations required accessories like tube sets, filters, gas hoses, power cables, light cables etc.





RUDOLF Medical GmbH + Co. KG, represented worldwide, translates its belief in lasting values by fostering close customer relationships and offering innovative high technology products, hand instruments, rigid endoscopes as well as efficient services for numerous surgical disciplines.



**MITTELSTAND  
GLOBAL**  
HEALTH MADE  
IN GERMANY

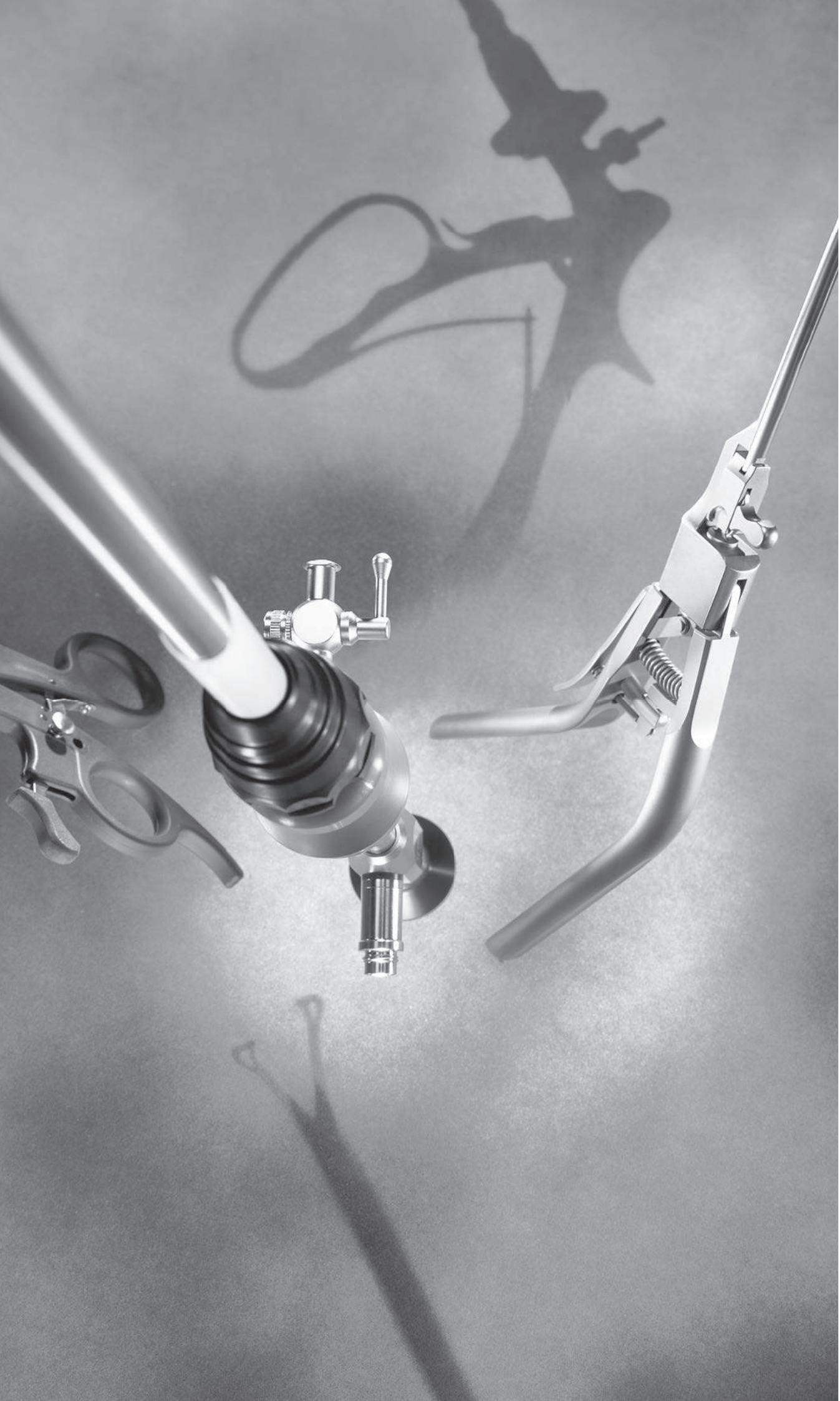
RUDOLF Medical GmbH + Co. KG  
Zollerstr. 1, 78567 Fridingen, Germany  
Tel. +49 7463 9956-0  
sales@rudolf-med.com  
www.rudolf-med.com  
BECAUSE WE CARE



ZK 583-02 EN\_Rev. 02.2019

Distributed by:





# Laparoscopy

**RUDDOLF**  
BECAUSE WE CARE







		Pages / Seiten
Devices Catalogue	Gerätekatalog	ZK 583-02 EN
<i>Contents</i>		LP TOC - EN
	Inhaltsverzeichnis	LP TOC - DE
<i>Numerical Index</i>	Nummern Index	LP NI 1-8
<i>Optics</i>	Optiken	LP17-LP22
<i>Trocars and Accessories</i>	Trokare und Zubehör	LP23-LP42
<i>Instruments</i>	Instrumente	LP43-LP80
<i>Suction and Irrigation</i>	Saug- und Spülinstrumente	LP81-LP86
<i>HF Monopolar</i>	HF Monopolar	LP87-LP94
<i>HF Bipolar</i>	HF Bipolar	LP95-LP106
<i>Suturing / Clip Appliers</i>	Naht- und Clipanlegeinstrumente	LP107-LP114
<i>Various Laparoscopy Instruments</i>	Diverse Laparoskopie-Instrumente	LP115-LP122
<i>Pediatric Laparoscopy</i>	Pädiatrische Laparoskopie	LP123-LP150
<i>Accessories</i>	Zubehör	LP151-LP156



# LAPAROSCOPY

## CONTENT

### CONTENTS

Contents .....	LP TOC – EN
Numerical Index .....	LP NI 1–8

### OPTICS ▶ 17

Optics – Technical Features .....	19
Laparoscopes .....	20
Articulated Arm with Central Quick-Fixation .....	21 – 22

### TROCARS & ACCESSORIES ▶ 23

EasyPort® Trocar sleeve (Synthetic Material) .....	25 – 29
EasyPort® <b>HASSON</b> Trocar Systems (Synthetic Material) .....	30 – 31
Trocar Sets (Metal) .....	32–34
Trocar sleeve (Metal) .....	35
Double Function Trocar sleeve (Metal) .....	36
Trocar tips .....	37 – 38
Rudolf Reducer Systems .....	39
Reducer Sheath and Dilation Set .....	40
Veress Cannulas .....	41

### INSTRUMENTS ▶ 43

<b>RUDOLF SYSTEM Instruments (SCREW-IN)</b> .....	45 – 48
Handles .....	49
Dissecting and Grasping Forceps, 5 mm .....	50 – 51, 53 – 55, 61 – 62
Grasping Forceps, 5 mm .....	52, 56 – 58
Grasping and Biopsy Forceps, 5 mm .....	59 – 60
Needle Holder, 5 mm .....	63
Scissors, 5 mm .....	64 – 68
Multifunctional LAP Instrument, Piraña Cut, 5 mm .....	69
Grasping Forceps, 10 mm .....	70, 72 – 74
Dissecting and Grasping Forceps, 10 mm .....	71
Scissors, 10 mm .....	75
Dissecting and Grasping Forceps, 3.5 mm .....	76
Grasping and Biopsy Forceps, 3.5 mm .....	77
Needle Holder, 3.5 mm .....	78
Scissors, 3.5 mm .....	79

### SUCTION / IRRIGATION ▶ 81

Suction-Irrigation Tube Systems .....	83 – 86
---------------------------------------	---------

### HF MONOPOLAR ▶ 87

Suction-Tube System .....	89
with interchangeable HF Electrodes, monopolar	
Electrodes with Suction Channel .....	90
Luer-Lock connection, monopolar	
Electrodes, Monopolar .....	91 – 92
Safety Cables, Monopolar .....	73

### HF BIPOLAR ▶ 95

<b>BILAP®-System</b> .....	97
Standard Forceps System .....	98
Forceps System .....	99
Coagulation Forceps .....	100 – 101
Cable for Forceps-System .....	102
Slimline Instruments, 3 mm .....	103
Cable for Slimline Forceps System .....	104
Coagulation Electrodes .....	105
Cables .....	106

### SUTURING / APPLICATORS ▶ 107

ProClean® Needle Holder, Detachable .....	109 – 110
Needle Holders with Standard Handle, Modular .....	111
Clip-Applying Forceps .....	112 – 113
Accessories .....	114

### VARIOUS LAPAROSCOPY INSTR. ▶ 115

Palpation probe .....	117
Injection and puncture needle .....	117
Insertion trocar for sterile solution .....	117
Ring Applicators for Tubal Sterilization .....	118
Cholangiography Clamp, with Ratchet .....	119
for catheter placement	
Claw Grasping and Spoon Forceps .....	120
with Irrigation channel	
Abdominal-Speculum .....	121
Liver Elevators, Detachable .....	122

### PEDIATRIC LAPAROSCOPY ▶ 123

Optics – Technical Features .....	125
Laparoscopes .....	126
EasyPort® Trocar sleeve (Synthetic Material) .....	127–128
Trocar sleeve (Metal) .....	129
Veress Cannulas .....	130
Trocar tips .....	131
<b>RUDOLF SYSTEM Instruments (SCREW-IN)</b> .....	132 – 134
Handles .....	135
Dissecting and Grasping Forceps, 3.5 mm .....	136
Grasping and Biopsy Forceps, 3.5 mm .....	137
Needle Holder, 3.5 mm .....	138
Scissors, 3.5 mm .....	139
ProClean® Needle Holder, Detachable .....	140
Suction-Irrigation Tube System .....	141
Electrodes and Safety Cables, Monopolar .....	142
Coagulation Forceps, Bipolar .....	143 – 144
Cable for Forceps-System, Bipolar .....	145
Slimline Instruments, 3 mm, Bipolar .....	146
Cable for Slimline Forceps System, Bipolar .....	147
Coagulation Electrodes, Bipolar .....	147

**RUDOLF**

# LAPAROSCOPY CONTENT

<i>Clip-Applying Forceps</i> .....	148
<i>Various Laparoscopy Instruments</i> .....	149

---

## A C C E S S O R I E S ▶ 151

---

<i>Cleaning Brushes and Tubing Connectors</i> .....	153
<i>Sterilizing and Storage Accessories</i> .....	154 – 155
<i>Maintenance Products</i> .....	156

---

## D E V I C E S

---

**Catalogue ZK 583-02 EN**

### INHALTSVERZEICHNIS

Inhaltsverzeichnis .....	LP TOC – EN
Nummern-Index .....	LP NI 1–8

### OPTICS ▶ 17

Optiken – Technische Merkmale .....	19–20
Laparoskope .....	20
Gelenkarm mit zentraler Schnellfixierung .....	21–22

### TROCARS & ACCESSORIES ▶ 23

EasyPort® Trokarhülsen (Kunststoff) .....	25–29
EasyPort® <b>HASSON</b> -Trokarsysteme (Kunststoff) ..	30–31
Trokar-Sets (Metall) .....	32–34
Trokarhülsen (Metall) .....	35
Doppelfunktions-Trokarhülsen (Metall) .....	36
Trokardorne .....	37–38
Rudolf Reduzier-Systeme .....	39
Reduzierhülse und Dilatations-Satz .....	40
Veress-Kanülen .....	41

### INSTRUMENTS ▶ 43

RUDOLF-SYSTEM-Instrumente (SCREW-IN) .....	45–48
Griffe .....	49
Präparier- und Faszangen, 5 mm .....	50–51, 53–55, 61–62
Faszangen, 5 mm .....	52, 56–58
Fass- und Probeexzisionszangen, 5 mm .....	59–60
Nadelhalter, 5 mm .....	63
Scheren, 5 mm .....	64–68
Multifunktionales LAP Instrument, Piraña Cut, 5 mm .....	69
Faszangen, 10 mm .....	70, 72–74
Präparier- und Faszangen, 10 mm .....	71
Scheren, 10 mm .....	75
Präparier- und Faszangen, 3,5 mm .....	76
Fass- und Probeexzisionszangen .....	77
Nadelhalter, 3,5 mm .....	78
Scheren, 3,5 mm .....	79

### SUCTION / IRRIGATION ▶ 81

Saug-Spülrohr-Systeme .....	83–86
-----------------------------	-------

### HF MONOPOLAR ▶ 87

Saug-Spülrohr-Systeme .....	89
mit auswechselbaren HF-Elektroden, monopolar .....	
Elektroden mit Saugkanal .....	90
Luer-Lock-Anschluss, monopolar .....	
Elektroden, monopolar .....	91–92

Sicherheitskabel, monopolar .....	93
-----------------------------------	----

### HF BIPOLAR ▶ 95

BILAP®-System, bipolar .....	97
Standard Zangensystem .....	98
Zangensystem .....	99
Koagulationszange .....	100–101
Kabel für Zangensystem .....	102
Slimline Instrumente, 3 mm .....	103
Kabel für Slimline-Zangensystem .....	104
Koagulationselektroden .....	105
Kabel .....	106

### SUTURING / APPLICATORS ▶ 107

ProClean® Nadelhalter, zerlegbar .....	109–110
Nadelhalter mit Standard-Griff, modular .....	111
Clip-Anlegezangen .....	112–113
Zubehör .....	114

### DIVERSE LAPAROSKOPIE-INSTR. ▶ 115

Taststab .....	117
Injektions- und Punktionskanüle .....	117
Einstichtrokar für sterile Lösung .....	117
Ringapplikatoren zur Tubensterilisation .....	118
Cholangiographie-Fixierzange, mit Sperre .....	119
zur Katheterplatzierung .....	
Krallengreifer und Löffelzange .....	120
mit Spülkanal .....	
Abdomina-Spekulum .....	121
Leber-Elevatoren, zerlegbar .....	122

### PEDIATRIC LAPAROSCOPY ▶ 123

Optiken – Technische Merkmale .....	125
Laparoskope .....	126
EasyPort® Trokarhülsen (Kunststoff) .....	127–128
Trokarhülsen (Metall) .....	129
Veress-Kanülen .....	130
Trokardorne .....	131
RUDOLF-SYSTEM-Instrumente (SCREW-IN) .....	132–134
Griffe .....	135
Präparier- und Faszangen, 3,5 mm .....	136
Fass- und Probeexzisionszangen, 3,5 mm .....	137
Nadelhalter, 3,5 mm .....	138
Scheren, 3,5 mm .....	139
ProClean® Nadelhalter, zerlegbar .....	140
Saug-Spülrohr-System .....	141
Elektroden und Sicherheitskabel, monopolar .....	142
Koagulationszange, bipolar .....	143–144

Kabel für Zangensystem, bipolar .....	145
Slimline Instrumente, 3 mm, bipolar .....	146
Kabel für Slimline-Zangensystem, bipolar .....	147
Koagulationselektroden, bipolar .....	147
Clip-Anlegezangen .....	148
Diverse Laparoskopie-Instrumente .....	149

---

### A C C E S S O R I E S ▶ 151

---

Reinigungsbürsten und Schlauchverbinder .....	153
Sterilisations- und Aufbewahrungszubehör .....	154 – 155
Pflegeprodukte .....	156

---

### D I V I C E S

---

**Katalog ZK 583-02 EN**

# LAPAROSCOPY

## NUMERICAL INDEX

EP100-200.....	28, 31	EP113-230TRA.....	26	EP151-266TRC.....	33	LP305-180.....	41
EP100-200TRA.....	28	EP113-230TRC.....	26	EP151-266TRG.....	33	LP305-200.....	41
EP100-200TRA.....	31	EP113-230TRG.....	26	EP151-266TRS.....	33	LP305-230.....	41
EP100-200TRC.....	28	EP113-230TRS.....	26	EP151-266TRT.....	34	LP305-610.....	41, 130
EP100-200TRG.....	28	EP113-230TRT.....	26	EP151-267.....	31-35	LP305-612.....	41, 130
EP100-200TRS.....	28	EP113-231.....	26	EP151-267TRA.....	31, 34	LP305-615.....	41, 130
EP100-200TRT.....	28	EP113-231TRA.....	26	EP151-267TRC.....	33	LP305-617.....	41
EP100-201.....	28, 31	EP113-231TRC.....	26	EP151-267TRG.....	33	LP310-021.....	83
EP100-201TRA.....	28, 31	EP113-231TRG.....	26	EP151-267TRS.....	33	LP310-031.....	83
EP100-201TRC.....	28	EP113-231TRS.....	26	EP151-267TRT.....	34	LP310-032.....	83
EP100-201TRG.....	28	EP113-231TRT.....	26	EP151-268.....	32-35	LP310-200.....	84
EP100-201TRS.....	28	EP123-230.....	29, 127	EP151-268TRC.....	33	LP310-201.....	84
EP100-201TRT.....	28	EP123-231.....	29, 127	EP151-268TRT.....	34	LP310-202.....	84
EP101-210.....	27, 31	EP124-240.....	29, 127	EP151-269.....	32-35	LP310-205.....	84
EP101-210TRA.....	27, 31	EP124-241.....	29, 127	EP151-269TRC.....	33	LP310-501.....	85, 141
EP101-210TRC.....	27	EP124-250.....	29, 128	EP151-269TRT.....	34	LP310-502.....	85, 141
EP101-210TRG.....	27	EP124-251.....	29, 128	EP300-311.....	31	LP310-503.....	85, 141
EP101-210TRS.....	27	EP133-230.....	29, 127	EP300-312.....	31	LP310-510.....	85
EP101-210TRT.....	27	EP133-231.....	29, 127	EP300-412.....	31	LP310-511.....	85
EP101-211.....	27, 31	EP134-240.....	29, 127	EP400-404.....	31-35, 128, 129	LP310-512.....	85
EP101-211TRA.....	27	EP134-241.....	29, 127	EP400-405.....	33-35	LP310-513.....	85
EP101-211TRA.....	31	EP141-210.....	27, 31	EP400-408.....	26, 29, 127	LP310-514.....	85
EP101-211TRC.....	27	EP141-210TRA.....	27, 31	EP400-412.....	27, 28, 31	LP310-515.....	85
EP101-211TRG.....	27	EP141-210TRG.....	27	HF300-151.....	93, 142	LP310-516.....	85
EP101-211TRS.....	27	EP141-211.....	27, 31	HF300-152.....	93, 142	LP310-517.....	85
EP101-211TRT.....	27	EP141-211TRA.....	27, 31	HF300-153.....	93, 142	LP310-518.....	85
EP103-230.....	26	EP141-211TRG.....	27	HF310-103.....	106	LP310-547.....	141
EP103-230TRA.....	26	EP143-230.....	26	HF310-105.....	106	LP310-548.....	141
EP103-230TRC.....	26	EP143-231.....	26	HF310-113.....	106	LP312-100.....	86
EP103-230TRG.....	26	EP143-231TRG.....	26	HF310-115.....	106	LP312-105.....	86
EP103-230TRS.....	26	EP150-262.....	32-35	HF310-123.....	106	LP312-110.....	86
EP103-230TRT.....	26	EP150-262TRA.....	34	HF310-125.....	106	LP312-115.....	86
EP103-231.....	26	EP150-262TRC.....	33	HF310-133.....	106	LP312-125.....	86
EP103-231TRA.....	26	EP150-262TRG.....	33	HF310-135.....	106	LP312-130.....	86
EP103-231TRC.....	26	EP150-262TRS.....	33	LP100-000.....	20	LP312-140.....	86
EP103-231TRG.....	26	EP150-262TRT.....	34	LP100-030.....	20	LP313-012.....	117
EP103-231TRS.....	26	EP150-266.....	31	LP100-045.....	20	LP313-013.....	117
EP103-231TRT.....	26	EP150-266.....	32-35	LP105-000.....	20	LP313-014.....	149
EP110-200.....	28, 31	EP150-266TRA.....	31, 34	LP105-030.....	20	LP313-015.....	149
EP110-200TRA.....	28, 31	EP150-266TRC.....	33	LP105-045.....	20	LP313-100.....	89
EP110-200TRC.....	28	EP150-266TRG.....	33	LP120-000.....	20, 126	LP313-111.....	89
EP110-200TRG.....	28	EP150-266TRS.....	33	LP120-030.....	20, 126	LP313-112.....	89
EP110-200TRS.....	28	EP150-266TRT.....	34	LP130-000.....	20, 126	LP313-113.....	89
EP110-200TRT.....	28	EP150-267.....	32-35	LP130-030.....	20, 126	LP313-114.....	89
EP110-201.....	28, 31	EP150-267TRA.....	31, 34	LP135-000.....	126	LP313-117.....	89
EP110-201TRA.....	28, 31	EP150-267TRC.....	33	LP135-030.....	126	LP314-001.....	117
EP110-201TRC.....	28	EP150-267TRG.....	33	LP150-000.....	20, 126	LP314-002.....	117
EP110-201TRG.....	28	EP150-267TRS.....	33	LP150-030.....	20, 126	LP315-002.....	40
EP110-201TRS.....	28	EP150-267TRT.....	34	LP250-100.....	21	LP315-005.....	40
EP110-201TRT.....	28	EP150-268.....	32-35	LP250-101.....	22	LP315-006.....	40
EP111-210.....	27, 31	EP150-268TRC.....	33	LP250-110.....	21	LP315-105.....	149
EP111-210TRA.....	27, 31	EP150-268TRT.....	34	LP250-120.....	22	LP315-106.....	149
EP111-210TRC.....	27	EP150-269.....	32-35	LP300-020.....	114	LP315-110.....	149
EP111-210TRG.....	27	EP150-269TRC.....	33	LP305-055.....	41	LP315-111.....	117
EP111-210TRS.....	27	EP150-269TRT.....	34	LP305-055.....	130	LP315-112.....	117
EP111-210TRT.....	27	EP151-262.....	32-35	LP305-070.....	41, 130	LP315-113.....	117
EP111-211.....	27, 31	EP151-262TRA.....	34	LP305-080.....	41, 130	LP315-200.....	119
EP111-211TRA.....	27, 31	EP151-262TRC.....	33	LP305-100.....	41, 130	LP315-501.....	114
EP111-211TRC.....	27	EP151-262TRG.....	33	LP305-120.....	41, 130	LP315-502.....	114
EP111-211TRG.....	27	EP151-262TRS.....	33	LP305-130.....	41	LP320-050.....	91, 141
EP111-211TRS.....	27	EP151-262TRT.....	34	LP305-140.....	41	LP320-061.....	91
EP111-211TRT.....	27	EP151-266.....	32-35	LP305-150.....	41	LP320-062.....	91
EP113-230.....	26	EP151-266TRA.....	31, 34	LP305-170.....	41	LP320-063.....	91

# RUDOLF

LP NI 1/8

# LAPAROSCOPY

## NUMERICAL INDEX

LP320-064 .....	91	LP350-200 .....	110	LP460-111 .....	97	LP471-002 .....	103, 146
LP320-071 .....	91	LP351-010 .....	111	LP460-112 .....	97	LP471-003 .....	103, 146
LP320-072 .....	91	LP351-011 .....	111	LP460-113 .....	97	LP471-004 .....	103, 146
LP320-073 .....	91	LP351-012 .....	111	LP460-115 .....	97	LP471-013 .....	103, 146
LP320-074 .....	91	LP351-013 .....	111	LP460-116 .....	97	LP471-014 .....	103, 146
LP320-081 .....	142	LP351-021 .....	111	LP470-000 .....	100, 143	LP471-023 .....	103, 146
LP320-082 .....	142	LP351-022 .....	111	LP470-001 .....	100, 143	LP471-024 .....	103, 146
LP320-083 .....	142	LP351-023 .....	111	LP470-003 .....	101, 144	LP471-210 .....	104, 147
LP320-084 .....	142	LP371-001 .....	112	LP470-004 .....	101, 144	LP471-211 .....	104, 147
LP320-111 .....	91	LP371-002 .....	112	LP470-005 .....	101, 144	LP471-212 .....	104, 147
LP320-112 .....	91	LP371-003 .....	112	LP470-006 .....	101, 144	LP471-213 .....	104, 147
LP320-113 .....	91	LP371-004 .....	112	LP470-007 .....	101, 144	LP480-001 .....	105
LP320-131 .....	91	LP371-005 .....	112	LP470-008 .....	101, 144	LP480-002 .....	105
LP320-132 .....	91	LP371-010 .....	112	LP470-009 .....	101, 144	LP480-003 .....	105
LP320-133 .....	91	LP371-020 .....	112	LP470-013 .....	101, 144	LP480-004 .....	105
LP320-200 .....	92	LP371-030 .....	112	LP470-014 .....	101, 144	LP480-010 .....	105, 147
LP320-210 .....	92	LP371-040 .....	112	LP470-015 .....	101, 144	LP480-020 .....	105, 147
LP320-220 .....	92	LP371-050 .....	112	LP470-016 .....	101, 144	LP480-030 .....	105, 147
LP320-230 .....	92	LP371-100 .....	112	LP470-017 .....	101, 144	RS000-010 .....	48, 134
LP320-240 .....	92	LP371-101 .....	112	LP470-018 .....	101, 144	RS000-011 .....	48, 134
LP320-250 .....	92	LP371-210 .....	113, 148	LP470-019 .....	101, 144	RS000-012 .....	48, 134
LP320-260 .....	92	LP371-211 .....	113, 148	LP470-023 .....	101, 144	RS000-013 .....	48, 134
LP320-311 .....	90	LP371-212 .....	113	LP470-024 .....	101, 144	RS000-014 .....	48, 134
LP320-312 .....	90	LP371-213 .....	113	LP470-025 .....	101, 144	RS000-021 .....	48
LP320-313 .....	90	LP371-214 .....	113	LP470-026 .....	101, 144	RS000-022 .....	48
LP320-314 .....	90	LP371-215 .....	113	LP470-027 .....	101, 144	RS000-023 .....	48
LP320-317 .....	90	LP372-001 .....	113, 148	LP470-028 .....	101, 144	RS000-024 .....	48
LP322-160 .....	118	LP372-002 .....	113	LP470-029 .....	101, 144	RS000-101 .....	70
LP322-162 .....	118	LP372-010 .....	113, 148	LP470-030 .....	100, 143	RS000-105 .....	70
LP322-163 .....	118	LP372-020 .....	113	LP470-031 .....	100, 143	RS000-107 .....	70
LP322-165 .....	118	LP372-100 .....	113, 148	LP470-034 .....	100, 143	RS000-108 .....	70
LP323-000 .....	122	LP372-101 .....	113	LP470-035 .....	100, 143	RS000-112 .....	71
LP323-002 .....	122	LP372-101 .....	148	LP470-045 .....	100, 143	RS000-114 .....	71
LP323-005 .....	122	LP440-000 .....	98	LP470-046 .....	100, 143	RS000-118 .....	71
LP323-010 .....	122	LP440-001 .....	98	LP470-103 .....	101, 144	RS000-121 .....	71
LP323-015 .....	122	LP440-002 .....	98	LP470-104 .....	101, 144	RS000-123 .....	72
LP323-020 .....	122	LP440-003 .....	98	LP470-105 .....	101, 144	RS000-128 .....	72
LP323-025 .....	122	LP440-110 .....	98	LP470-106 .....	101, 144	RS000-130 .....	72
LP323-030 .....	122	LP440-111 .....	98	LP470-107 .....	101, 144	RS000-132 .....	72
LP323-035 .....	122	LP440-112 .....	98	LP470-108 .....	101, 144	RS000-134 .....	73
LP323-040 .....	122	LP440-113 .....	98	LP470-109 .....	101, 144	RS000-137 .....	73
LP323-205 .....	121	LP450-000 .....	99	LP470-113 .....	101, 144	RS000-141 .....	73
LP325-010 .....	119	LP450-001 .....	99	LP470-114 .....	101, 144	RS000-143 .....	74
LP325-020 .....	120	LP450-002 .....	99	LP470-115 .....	101, 144	RS000-148 .....	74
LP325-025 .....	120	LP450-003 .....	99	LP470-116 .....	101, 144	RS000-154 .....	74
LP350-100 .....	110	LP450-004 .....	99	LP470-117 .....	101, 144	RS000-185 .....	75
LP350-101 .....	110	LP450-005 .....	99	LP470-118 .....	101, 144	RS000-401 .....	76, 136
LP350-102 .....	110	LP450-006 .....	99	LP470-119 .....	101, 144	RS000-407 .....	76, 136
LP350-110 .....	110	LP450-110 .....	99	LP470-123 .....	101, 144	RS000-420 .....	76, 136
LP350-111 .....	110	LP450-111 .....	99	LP470-124 .....	101, 144	RS000-425 .....	76, 136
LP350-112 .....	110	LP450-112 .....	99	LP470-125 .....	101, 144	RS000-431 .....	77, 137
LP350-150 .....	110	LP450-113 .....	99	LP470-126 .....	101, 144	RS000-435 .....	77, 137
LP350-151 .....	110	LP450-114 .....	99	LP470-127 .....	101, 144	RS000-454 .....	77, 137
LP350-152 .....	110	LP450-115 .....	99	LP470-128 .....	101, 144	RS000-463 .....	77, 137
LP350-160 .....	110	LP450-116 .....	99	LP470-129 .....	101, 144	RS000-464 .....	78, 138
LP350-161 .....	110	LP460-000 .....	97	LP470-200 .....	102, 145	RS000-487 .....	79, 139
LP350-162 .....	110	LP460-001 .....	97	LP470-201 .....	102, 145	RS000-490 .....	79, 139
LP350-170 .....	140	LP460-002 .....	97	LP470-210 .....	102, 145	RS000-493 .....	79, 139
LP350-171 .....	140	LP460-003 .....	97	LP470-211 .....	102, 145	RS000-501 .....	50
LP350-172 .....	140	LP460-005 .....	97	LP470-212 .....	102, 145	RS000-502 .....	50
LP350-180 .....	140	LP460-006 .....	97	LP470-213 .....	102, 145	RS000-503 .....	50
LP350-181 .....	140	LP460-100 .....	97	LP471-000 .....	103, 146	RS000-504 .....	51
LP350-182 .....	140	LP460-101 .....	97	LP471-001 .....	103, 146	RS000-505 .....	51

# RUDOLF



# LAPAROSCOPY

## NUMERICAL INDEX

RS000-506.....	51	RS000-596CC .....	68	RS000-791 .....	65	RS114-463.....	77, 137
RS000-507.....	47, 52, 133	RS000-597.....	67	RS000-791CC .....	66	RS114-464.....	78, 138
RS000-508.....	52	RS000-597CC.....	68	RS000-792 .....	65	RS114-487.....	79, 139
RS000-509.....	52	RS000-701 .....	50	RS000-792CC.....	66	RS114-490.....	79, 139
RS000-515.....	53	RS000-702.....	50	RS000-793.....	67	RS114-493.....	79, 139
RS000-516.....	53	RS000-703.....	50	RS000-793CC.....	68	RS115-501.....	50
RS000-517.....	53	RS000-704.....	51	RS000-795.....	69	RS115-502.....	50
RS000-520.....	53	RS000-705.....	51	RS000-796.....	67	RS115-503.....	50
RS000-525.....	54	RS000-706.....	51	RS000-796CC.....	68	RS115-504.....	51
RS000-526.....	54	RS000-707.....	52	RS000-797.....	67	RS115-505.....	51
RS000-527.....	54	RS000-708.....	52	RS000-797CC.....	68	RS115-506.....	51
RS000-528.....	54	RS000-709.....	52	RS000-901.....	70	RS115-507.....	52
RS000-529.....	55	RS000-715.....	53	RS000-905.....	70	RS115-508.....	52
RS000-530.....	55	RS000-716.....	53	RS000-907.....	70	RS115-509.....	52
RS000-531.....	55	RS000-717.....	53	RS000-908.....	70	RS115-515.....	53
RS000-532.....	55	RS000-720.....	53	RS000-912.....	71	RS115-516.....	53
RS000-533.....	56	RS000-725.....	54	RS000-914.....	71	RS115-517.....	53
RS000-534.....	56	RS000-726.....	54	RS000-918.....	71	RS115-520.....	53
RS000-535.....	56	RS000-727.....	54	RS000-921.....	71	RS115-525.....	54
RS000-536.....	56	RS000-728.....	54	RS000-923.....	72	RS115-526.....	54
RS000-537.....	57	RS000-729.....	55	RS000-928.....	72	RS115-527.....	54
RS000-538.....	57	RS000-730.....	55	RS000-930.....	72	RS115-528.....	54
RS000-542.....	57	RS000-731.....	55	RS000-932.....	72	RS115-529.....	55
RS000-543.....	57	RS000-732.....	55	RS000-934.....	73	RS115-530.....	55
RS000-546.....	58	RS000-733.....	56	RS000-937.....	73	RS115-531.....	55
RS000-547.....	58	RS000-734.....	56	RS000-941.....	73	RS115-532.....	55
RS000-548.....	58	RS000-735.....	56	RS000-943.....	74	RS115-533.....	56
RS000-549.....	58	RS000-736.....	56	RS000-948.....	74	RS115-534.....	56
RS000-550.....	59	RS000-737.....	57	RS000-954.....	74	RS115-535.....	56
RS000-552.....	59	RS000-738.....	57	RS000-985.....	75	RS115-536.....	56
RS000-553.....	59	RS000-742.....	57	RS001-000.....	48	RS115-537.....	57
RS000-554.....	59	RS000-743.....	57	RS004-000.....	48, 134	RS115-538.....	57
RS000-555.....	60	RS000-746.....	58	RS005-000.....		RS115-542.....	57
RS000-558.....	60	RS000-747.....	58	.....	47, 48, 122, 133	RS115-543.....	57
RS000-559.....	60	RS000-748.....	58	RS007-000.....	48	RS115-546.....	58
RS000-560.....	60	RS000-749.....	58	RS009-000.....	48, 122	RS115-547.....	58
RS000-561.....	61	RS000-750.....	59	RS110-000.....	49-79, 135-139	RS115-548.....	58
RS000-562.....	61	RS000-752.....	59	RS111-101.....	70	RS115-549.....	58
RS000-564.....	61	RS000-753.....	59	RS111-105.....	70	RS115-550.....	59
RS000-565.....	61	RS000-754.....	59	RS111-107.....	70	RS115-552.....	59
RS000-566.....	62	RS000-755.....	60	RS111-108.....	70	RS115-553.....	59
RS000-567.....	62	RS000-758.....	60	RS111-112.....	71	RS115-554.....	59
RS000-568.....	62	RS000-759.....	60	RS111-114.....	71	RS115-555.....	60
RS000-569.....	62	RS000-760.....	60	RS111-118.....	71	RS115-558.....	60
RS000-576.....	63	RS000-761.....	61	RS111-121.....	71	RS115-559.....	60
RS000-578.....	63	RS000-762.....	61	RS111-123.....	72	RS115-560.....	60
RS000-580.....	63	RS000-764.....	61	RS111-128.....	72	RS115-561.....	61
RS000-585.....	64	RS000-765.....	61	RS111-130.....	72	RS115-562.....	61
RS000-585CC.....	64	RS000-766.....	62	RS111-132.....	72	RS115-564.....	61
RS000-586.....	64	RS000-767.....	62	RS111-134.....	73	RS115-565.....	61
RS000-586CC.....	64	RS000-768.....	62	RS111-137.....	73	RS115-566.....	62
RS000-590.....	65	RS000-769.....	62	RS111-141.....	73	RS115-567.....	62
RS000-590CC.....	66	RS000-776.....	63	RS111-143.....	74	RS115-568.....	62
RS000-590TC.....	67	RS000-778.....	63	RS111-148.....	74	RS115-569.....	62
RS000-590TC/CC.....	68	RS000-780.....	63	RS111-154.....	74	RS115-576.....	63
RS000-591.....	65	RS000-785.....	64	RS111-185.....	75	RS115-578.....	63
RS000-591CC.....	66	RS000-785CC.....	64	RS114-401.....	76, 136	RS115-580.....	63
RS000-592.....	65	RS000-786.....	64	RS114-407.....	76, 136	RS115-585.....	64
RS000-592CC.....	66	RS000-786CC.....	64	RS114-420.....	76, 136	RS115-585CC.....	64
RS000-593.....	67	RS000-790.....	65	RS114-425.....	76, 136	RS115-586.....	64
RS000-593CC.....	68	RS000-790CC.....	66	RS114-431.....	77, 137	RS115-586CC.....	64
RS000-595.....	69	RS000-790TC.....	67	RS114-435.....	77, 137	RS115-590.....	65
RS000-596.....	67	RS000-790TC/CC.....	68	RS114-454.....	77, 137	RS115-590CC.....	66

# RUDOLF

LP NI 3/8

# LAPAROSCOPY

## NUMERICAL INDEX

RS115-590TC.....	67	RS117-778 .....	63	RS124-425 .....	76, 136	RS127-706.....	51
RS115-590TC/CC.....	68	RS117-780 .....	63	RS124-431 .....	77, 137	RS127-707.....	52
RS115-591.....	65	RS117-785 .....	64	RS124-435 .....	77, 137	RS127-708.....	52
RS115-591CC.....	66	RS117-785CC.....	64	RS124-454 .....	77, 137	RS127-709.....	52
RS115-592.....	65	RS117-786 .....	64	RS124-463 .....	77, 137	RS127-715 .....	53
RS115-592CC .....	66	RS117-786CC.....	64	RS124-464 .....	78, 138	RS127-716 .....	53
RS115-593.....	67	RS117-790 .....	65	RS125-501 .....	50	RS127-717 .....	53
RS115-593CC .....	68	RS117-790CC.....	66	RS125-502 .....	50	RS127-720.....	53
RS115-595.....	69	RS117-790TC.....	67	RS125-503 .....	50	RS127-725.....	54
RS115-596.....	67	RS117-790TC/CC .....	68	RS125-504 .....	51	RS127-726.....	54
RS115-596CC .....	68	RS117-791 .....	65	RS125-505 .....	51	RS127-727.....	54
RS115-597.....	67	RS117-791CC .....	66	RS125-506 .....	51	RS127-728.....	54
RS115-597CC.....	68	RS117-792 .....	65	RS125-507 .....	52	RS127-729.....	55
RS117-701 .....	50	RS117-792CC.....	66	RS125-508 .....	52	RS127-730.....	55
RS117-702 .....	50	RS117-793 .....	67	RS125-509 .....	52	RS127-731 .....	55
RS117-703 .....	50	RS117-793CC.....	68	RS125-515.....	53	RS127-732.....	55
RS117-704 .....	51	RS117-795 .....	69	RS125-516.....	53	RS127-733.....	56
RS117-705 .....	51	RS117-796 .....	67	RS125-517.....	53	RS127-734.....	56
RS117-706 .....	51	RS117-796CC.....	68	RS125-520.....	53	RS127-735.....	56
RS117-707 .....	52	RS117-797 .....	67	RS125-525.....	54	RS127-736.....	56
RS117-708 .....	52	RS117-797CC.....	68	RS125-526.....	54	RS127-737.....	57
RS117-709 .....	52	RS119-901.....	70	RS125-527 .....	54	RS127-738.....	57
RS117-715.....	53	RS119-905 .....	70	RS125-528.....	54	RS127-742.....	57
RS117-716.....	53	RS119-907.....	70	RS125-529.....	55	RS127-743.....	57
RS117-717.....	53	RS119-908.....	70	RS125-530.....	55	RS127-746.....	58
RS117-720 .....	53	RS119-912.....	71	RS125-531.....	55	RS127-747.....	58
RS117-725 .....	54	RS119-914.....	71	RS125-532.....	55	RS127-748.....	58
RS117-726 .....	54	RS119-918.....	71	RS125-533.....	56	RS127-749.....	58
RS117-727 .....	54	RS119-921.....	71	RS125-534.....	56	RS127-750.....	59
RS117-728.....	54	RS119-923.....	72	RS125-535.....	56	RS127-752.....	59
RS117-729.....	55	RS119-928.....	72	RS125-536.....	56	RS127-753.....	59
RS117-730.....	55	RS119-930.....	72	RS125-537.....	57	RS127-754.....	59
RS117-731 .....	55	RS119-932.....	72	RS125-538.....	57	RS127-755.....	60
RS117-732.....	55	RS119-934.....	73	RS125-542.....	57	RS127-758.....	60
RS117-733.....	56	RS119-937.....	73	RS125-543.....	57	RS127-759.....	60
RS117-734 .....	56	RS119-941.....	73	RS125-546.....	58	RS127-760.....	60
RS117-735.....	56	RS119-943.....	74	RS125-547.....	58	RS127-761.....	61
RS117-736.....	56	RS119-948.....	74	RS125-548.....	58	RS127-762.....	61
RS117-737 .....	57	RS119-954.....	74	RS125-549.....	58	RS127-764.....	61
RS117-738.....	57	RS119-985.....	75	RS125-550.....	59	RS127-765.....	61
RS117-742.....	57	RS120-000.....	49, 50-63, 0-74, 76-78, 135-138.....	RS125-552.....	59	RS127-766.....	62
RS117-743.....	57	RS121-101 .....	70	RS125-553.....	59	RS127-767.....	62
RS117-746.....	58	RS121-105 .....	70	RS125-554.....	59	RS127-768.....	62
RS117-747.....	58	RS121-107.....	70	RS125-555.....	60	RS127-769.....	62
RS117-748.....	58	RS121-108.....	70	RS125-558.....	60	RS127-776.....	63
RS117-749.....	58	RS121-112.....	71	RS125-559.....	60	RS127-778.....	63
RS117-750.....	59	RS121-114.....	71	RS125-560.....	60	RS127-780.....	63
RS117-752.....	59	RS121-118.....	71	RS125-561.....	61	RS129-901.....	70
RS117-753.....	59	RS121-118.....	71	RS125-562.....	61	RS129-905.....	70
RS117-754.....	59	RS121-121.....	71	RS125-564.....	61	RS129-907.....	70
RS117-755.....	60	RS121-123.....	72	RS125-565.....	61	RS129-908.....	70
RS117-758.....	60	RS121-128.....	72	RS125-566.....	62	RS129-912.....	71
RS117-759.....	60	RS121-130.....	72	RS125-567.....	62	RS129-914.....	71
RS117-760.....	60	RS121-132.....	72	RS125-568.....	62	RS129-918.....	71
RS117-761 .....	61	RS121-134.....	73	RS125-569.....	62	RS129-921.....	71
RS117-762.....	61	RS121-137.....	73	RS125-576.....	63	RS129-923.....	72
RS117-764.....	61	RS121-141.....	73	RS125-578.....	63	RS129-928.....	72
RS117-765.....	61	RS121-143.....	74	RS125-580.....	63	RS129-930.....	72
RS117-766.....	62	RS121-148.....	74	RS127-701.....	50	RS129-932.....	72
RS117-767.....	62	RS121-154.....	74	RS127-702.....	50	RS129-934.....	73
RS117-768.....	62	RS124-401.....	76, 136	RS127-703.....	50	RS129-937.....	73
RS117-769.....	62	RS124-407.....	76, 136	RS127-704.....	51	RS129-941.....	73
RS117-776.....	63	RS124-420.....	76, 136	RS127-705.....	51	RS129-943.....	74

# RUDOLF

LP NI 4/8

# LAPAROSCOPY

## NUMERICAL INDEX

RS129-948 .....	74	RS135-549 .....	58	RS137-762 .....	61	RS215-505 .....	51
RS129-954 .....	74	RS135-550 .....	59	RS137-764 .....	61	RS215-506 .....	51
RS130-000 .....		RS135-552 .....	59	RS137-765 .....	61	RS215-507 .....	47, 52, 133
..... 49-74, 76-78, 135-138		RS135-553 .....	59	RS137-766 .....	62	RS215-508 .....	52
RS131-101 .....	70	RS135-554 .....	59	RS137-767 .....	62	RS215-509 .....	52
RS131-105 .....	70	RS135-555 .....	60	RS137-768 .....	62	RS215-515 .....	53
RS131-107 .....	70	RS135-558 .....	60	RS137-769 .....	62	RS215-516 .....	53
RS131-108 .....	70	RS135-559 .....	60	RS137-776 .....	63	RS215-517 .....	53
RS131-112 .....	71	RS135-560 .....	60	RS137-778 .....	63	RS215-520 .....	53
RS131-114 .....	71	RS135-561 .....	61	RS137-780 .....	63	RS215-525 .....	54
RS131-118 .....	71	RS135-562 .....	61	RS137-795 .....	69	RS215-526 .....	54
RS131-121 .....	71	RS135-564 .....	61	RS139-901 .....	70	RS215-527 .....	54
RS131-123 .....	72	RS135-565 .....	61	RS139-905 .....	70	RS215-528 .....	54
RS131-128 .....	72	RS135-566 .....	62	RS139-907 .....	70	RS215-529 .....	55
RS131-130 .....	72	RS135-567 .....	62	RS139-908 .....	70	RS215-530 .....	55
RS131-132 .....	72	RS135-568 .....	62	RS139-912 .....	71	RS215-531 .....	55
RS131-134 .....	73	RS135-569 .....	62	RS139-914 .....	71	RS215-532 .....	55
RS131-137 .....	73	RS135-576 .....	63	RS139-918 .....	71	RS215-533 .....	56
RS131-141 .....	73	RS135-578 .....	63	RS139-921 .....	71	RS215-534 .....	56
RS131-143 .....	74	RS135-580 .....	63	RS139-923 .....	72	RS215-535 .....	56
RS131-148 .....	74	RS135-595 .....	69	RS139-928 .....	72	RS215-536 .....	56
RS131-154 .....	74	RS137-701 .....	50	RS139-930 .....	72	RS215-537 .....	57
RS134-401 .....	76, 136	RS137-702 .....	50	RS139-932 .....	72	RS215-538 .....	57
RS134-407 .....	76, 136	RS137-703 .....	50	RS139-934 .....	73	RS215-542 .....	57
RS134-420 .....	76, 136	RS137-704 .....	51	RS139-937 .....	73	RS215-543 .....	57
RS134-425 .....	76, 136	RS137-705 .....	51	RS139-941 .....	73	RS215-546 .....	58
RS134-431 .....	77, 137	RS137-706 .....	51	RS139-943 .....	74	RS215-547 .....	58
RS134-435 .....	77, 137	RS137-707 .....	52	RS139-948 .....	74	RS215-548 .....	58
RS134-454 .....	77, 137	RS137-708 .....	52	RS139-954 .....	74	RS215-549 .....	58
RS134-463 .....	77, 137	RS137-709 .....	52	RS210-000 .....		RS215-550 .....	59
RS134-464 .....	78, 138	RS137-715 .....	53	..... 47-63, 70-74, 76-78		RS215-552 .....	59
RS135-501 .....	50	RS137-716 .....	53	RS210-000 .....	133, 135-138	RS215-553 .....	59
RS135-502 .....	50	RS137-717 .....	53	RS211-101 .....	70	RS215-554 .....	59
RS135-503 .....	50	RS137-720 .....	53	RS211-105 .....	70	RS215-555 .....	60
RS135-504 .....	51	RS137-725 .....	54	RS211-107 .....	70	RS215-558 .....	60
RS135-505 .....	51	RS137-726 .....	54	RS211-108 .....	70	RS215-559 .....	60
RS135-506 .....	51	RS137-727 .....	54	RS211-112 .....	71	RS215-560 .....	60
RS135-507 .....	52	RS137-728 .....	54	RS211-114 .....	71	RS215-561 .....	61
RS135-508 .....	52	RS137-729 .....	55	RS211-118 .....	71	RS215-562 .....	61
RS135-509 .....	52	RS137-730 .....	55	RS211-121 .....	71	RS215-564 .....	61
RS135-515 .....	53	RS137-731 .....	55	RS211-123 .....	72	RS215-565 .....	61
RS135-516 .....	53	RS137-732 .....	55	RS211-128 .....	72	RS215-566 .....	62
RS135-517 .....	53	RS137-733 .....	56	RS211-130 .....	72	RS215-567 .....	62
RS135-520 .....	53	RS137-734 .....	56	RS211-132 .....	72	RS215-568 .....	62
RS135-525 .....	54	RS137-735 .....	56	RS211-134 .....	73	RS215-569 .....	62
RS135-526 .....	54	RS137-736 .....	56	RS211-137 .....	73	RS215-576 .....	63
RS135-527 .....	54	RS137-737 .....	57	RS211-141 .....	73	RS215-578 .....	63
RS135-528 .....	54	RS137-738 .....	57	RS211-143 .....	74	RS215-580 .....	63
RS135-529 .....	55	RS137-742 .....	57	RS211-148 .....	74	RS217-701 .....	50
RS135-530 .....	55	RS137-743 .....	57	RS211-154 .....	74	RS217-702 .....	50
RS135-531 .....	55	RS137-746 .....	58	RS214-401 .....	76, 136	RS217-703 .....	50
RS135-532 .....	55	RS137-747 .....	58	RS214-407 .....	76, 136	RS217-704 .....	51
RS135-533 .....	56	RS137-748 .....	58	RS214-420 .....	76, 136	RS217-705 .....	51
RS135-534 .....	56	RS137-749 .....	58	RS214-425 .....	76, 136	RS217-706 .....	51
RS135-535 .....	56	RS137-750 .....	59	RS214-431 .....	77, 137	RS217-707 .....	52
RS135-536 .....	56	RS137-752 .....	59	RS214-435 .....	77, 137	RS217-708 .....	52
RS135-537 .....	57	RS137-753 .....	59	RS214-454 .....	77, 137	RS217-709 .....	52
RS135-538 .....	57	RS137-754 .....	59	RS214-463 .....	77, 137	RS217-715 .....	53
RS135-542 .....	57	RS137-755 .....	60	RS214-464 .....	78, 138	RS217-716 .....	53
RS135-543 .....	57	RS137-758 .....	60	RS215-501 .....	50	RS217-717 .....	53
RS135-546 .....	58	RS137-759 .....	60	RS215-502 .....	50	RS217-720 .....	53
RS135-547 .....	58	RS137-760 .....	60	RS215-503 .....	50	RS217-725 .....	54
RS135-548 .....	58	RS137-761 .....	61	RS215-504 .....	51	RS217-726 .....	54

# RUDOLF

LP NI 5/8

# LAPAROSCOPY

## NUMERICAL INDEX

RS217-727	54	RS221-118	71	RS225-558	60	RS227-747	58
RS217-728	54	RS221-121	71	RS225-559	60	RS227-748	58
RS217-729	55	RS221-123	72	RS225-560	60	RS227-749	58
RS217-730	55	RS221-128	72	RS225-561	61	RS227-750	59
RS217-731	55	RS221-130	72	RS225-562	61	RS227-752	59
RS217-732	55	RS221-132	72	RS225-564	61	RS227-753	59
RS217-733	56	RS221-134	73	RS225-565	61	RS227-754	59
RS217-734	56	RS221-137	73	RS225-566	62	RS227-755	60
RS217-735	56	RS221-141	73	RS225-567	62	RS227-758	60
RS217-736	56	RS221-143	74	RS225-568	62	RS227-759	60
RS217-737	57	RS221-148	74	RS225-569	62	RS227-760	60
RS217-738	57	RS221-154	74	RS225-576	63	RS227-761	61
RS217-742	57	RS221-185	75	RS225-578	63	RS227-762	61
RS217-743	57	RS224-401	76, 136	RS225-580	63	RS227-764	61
RS217-746	58	RS224-407	76, 136	RS225-585	64	RS227-765	61
RS217-747	58	RS224-420	76, 136	RS225-585CC	64	RS227-766	62
RS217-748	58	RS224-425	76, 136	RS225-586	64	RS227-767	62
RS217-749	58	RS224-431	77, 137	RS225-586CC	64	RS227-768	62
RS217-750	59	RS224-435	77, 137	RS225-590	65	RS227-769	62
RS217-752	59	RS224-454	77, 137	RS225-590CC	66	RS227-776	63
RS217-753	59	RS224-463	77, 137	RS225-590TC	67	RS227-778	63
RS217-754	59	RS224-464	78, 138	RS225-590TC/CC	68	RS227-780	63
RS217-755	60	RS224-487	79, 139	RS225-591	65	RS227-785	64
RS217-758	60	RS224-490	79, 139	RS225-591CC	66	RS227-785CC	64
RS217-759	60	RS224-493	79, 139	RS225-592	65	RS227-786	64
RS217-760	60	RS225-501	50	RS225-592CC	66	RS227-786CC	64
RS217-761	61	RS225-502	50	RS225-593	67	RS227-790	65
RS217-762	61	RS225-503	50	RS225-593CC	68	RS227-790CC	66
RS217-764	61	RS225-504	51	RS225-595	69	RS227-790TC	67
RS217-765	61	RS225-505	51	RS225-596	67	RS227-790TC/CC	68
RS217-766	62	RS225-506	51	RS225-596CC	68	RS227-791	65
RS217-767	62	RS225-507	52	RS225-597	67	RS227-791CC	66
RS217-768	62	RS225-508	52	RS225-597CC	68	RS227-792	65
RS217-769	62	RS225-509	52	RS227-701	50	RS227-792CC	66
RS217-776	63	RS225-515	53	RS227-702	50	RS227-793	67
RS217-778	63	RS225-516	53	RS227-703	50	RS227-793CC	68
RS217-780	63	RS225-517	53	RS227-704	51	RS227-795	69
RS219-901	70	RS225-520	53	RS227-705	51	RS227-796	67
RS219-905	70	RS225-525	54	RS227-706	51	RS227-796CC	68
RS219-907	70	RS225-526	54	RS227-707	52	RS227-797	67
RS219-908	70	RS225-527	54	RS227-708	52	RS227-797CC	68
RS219-912	71	RS225-528	54	RS227-709	52	RS229-901	70
RS219-914	71	RS225-529	55	RS227-715	53	RS229-905	70
RS219-918	71	RS225-530	55	RS227-716	53	RS229-907	70
RS219-921	71	RS225-531	55	RS227-717	53	RS229-908	70
RS219-923	72	RS225-532	55	RS227-720	53	RS229-912	71
RS219-928	72	RS225-533	56	RS227-725	54	RS229-914	71
RS219-930	72	RS225-534	56	RS227-726	54	RS229-918	71
RS219-932	72	RS225-535	56	RS227-727	54	RS229-921	71
RS219-934	73	RS225-536	56	RS227-728	54	RS229-923	72
RS219-937	73	RS225-537	57	RS227-729	55	RS229-928	72
RS219-941	73	RS225-538	57	RS227-730	55	RS229-930	72
RS219-943	74	RS225-542	57	RS227-731	55	RS229-932	72
RS219-948	74	RS225-543	57	RS227-732	55	RS229-934	73
RS219-954	74	RS225-546	58	RS227-733	56	RS229-937	73
RS220-000	49-79	RS225-547	58	RS227-734	56	RS229-941	73
RS220-000	135-139	RS225-548	58	RS227-735	56	RS229-943	74
RS221-101	70	RS225-549	58	RS227-736	56	RS229-948	74
RS221-105	70	RS225-550	59	RS227-737	57	RS229-954	74
RS221-107	70	RS225-552	59	RS227-738	57	RS229-985	75
RS221-108	70	RS225-553	59	RS227-742	57	RU 5288-04	153
RS221-112	71	RS225-554	59	RS227-743	57	RU 5288-31	153
RS221-114	71	RS225-555	60	RS227-746	58	RU 8865-51	153

# RUDOLF

LP NI 6/8

# LAPAROSCOPY

## NUMERICAL INDEX

RU 8865-52 .....	153	TR300-110.....	27, 32, 33,38
RU 8865-55 .....	153	TR300-125.....	27, 32, 33,38
RU 8865-56 .....	153	TR300-150.....	32, 33, 38
RU 8865-59 .....	153	TR300-200 .....	32, 33, 38
RU 8865-60 .....	153	TR310-035 .....	131
RU 8880-00 .....	156	TR310-054 .....	131
RU 8880-02 .....	156	TR310-055 .....	26, 32, 34, 38
RU 8880-05 .....	156	TR310-110 .....	27, 32, 34, 38
RU 8880-06 .....	156	TR310-125 .....	28, 32, 34, 38
RU 8880-07 .....	156	TR310-150 .....	32, 34, 38
RU 8880-50 .....	156	TR310-200.....	32, 34, 38
RU 8908-01 .....	155	TR320-054 .....	131
RU 8908-02 .....	155	TR320-055 .....	26, 32, 33, 38
RU 8908-11 .....	155	TR320-110 .....	27, 32, 33, 38
RU 8908-12 .....	155	TR320-125 .....	28, 32, 33, 38
RU 8908-13 .....	154	TR320-210.....	27
RU 8908-14 .....	155	TR320-210* .....	38
RU 8908-18 .....	154	TR320-255 .....	26
RU 8909-05 .....	155	TR320-255* .....	38
RU 8909-07 .....	155	TR330-035 .....	131
RU 8909-08 .....	155	TR330-054 .....	131
RU 8909-12 .....	155	TR330-055 .....	26, 32, 34,37
RU 8930-00 .....	155	TR330-110 .....	27, 31,32, 34, 37
RU 8930-01 .....	155	TR330-125... ..	28, 31, 32,34, 37
RZ003-035 .....	35, 129	TR330-210 .....	27, 31
RZ003-055 .....	35, 129	TR330-210* .....	37
RZ003-110 .....	35	TR350-035 .....	130
RZ003-125 .....	35	TR350-054 .....	130
RZ003-150 .....	35	TR350-055 .....	26, 32, 33, 37
RZ003-200 .....	35	TR350-110 .....	27, 32, 33, 37
RZ003-235 .....	35	TR350-125 .....	28, 32, 33, 37
RZ003-255 .....	35	TR405-002 .....	40
RZ003-311 .....	35	TR405-003 .....	40
RZ003-312 .....	35	TR405-004 .....	40
RZ010-000 .....	154	TR405-005 .....	40
RZ402-000 .....	203	TR405-006 .....	40
RZ601-001 .....	208	TR405-007 .....	40
RZ630-008 .....	208	TR405-008 .....	40
TR231-035 .....	129	TR410-002 .....	39
TR240-054 .....	129	TR410-007 .....	39
TR240-055 .....	36	TR410-008 .....	39
TR240-110 .....	36	TR411-002 .....	39
TR240-125 .....	36	TR411-007 .....	39
TR240-150 .....	36	TR411-008 .....	39
TR240-200 .....	36	TR420-001 .....	39
TR240-255 .....	36	TR420-003 .....	39
TR240-311 .....	36	TR420-004 .....	39
TR240-325 .....	36	TR421-001 .....	39
TR241-545 .....	129	TR422-001 .....	39
TR241-555 .....	36	TR422-002 .....	39
TR241-610 .....	36		
TR241-625 .....	36		
TR241-650 .....	36		
TR241-700 .....	36		
TR242-545 .....	129		
TR242-555 .....	36		
TR242-610 .....	36		
TR242-625 .....	36		
TR242-650 .....	36		
TR242-700 .....	36		
TR300-035 .....	131		
TR300-054 .....	131		
TR300-055 .....	26, 32, 33, 38		

### W

Notizen – Notes:



# LAPAROSCOPY



## OPTICS

**Crystal-Clear  
Resolution**

**RUDOLF**

LP17





## RUDOLF Medical Optiken *RUDOLF Medical Optics*



AUTOKLAVIERBAR  
AUTOCLAVABLE



Alle **RUDOLF** Medical Optiken werden nach höchsten Anforderungen an Präzision und Genauigkeit entwickelt.

### Optiken – Technische Merkmale

Alle **RUDOLF** Medical Optiken erfüllen die Anforderungen für die HD-Endoskopie.

- Stablinsensysteme auf dem neuesten Stand der Technik
- Ausschließliche Verwendung von optischen Bauteile höchster Qualität
- Neueste Generation von Lichtfasern für beste Lichttransmission und Bildausleuchtung
- Beste Tiefenschärfe bei maximaler Helligkeit, exzellentem Kontrast und brillanter Detailtreue
- Optische Systeme optimiert für die Anforderungen der jeweiligen Operationstechnik
- Höchste Lebensdauer durch Anwendung neuester Fertigungstechnologien wie Laserschweißen und Goldverlöten zur hermetischen Abdichtung des kratzfesten Saphirglases am proximalen und distalen Ende der Optik
- **RUDOLF** Medical Optiken erfüllen alle Anforderungen an moderne Aufbereitungsverfahren\* und sind freigegeben für
  - Autoklavieren (Dampfsterilisation)
  - Desinfektion in Flüssigkeiten
  - ETO
  - Steris®
  - Sterrad®

Wir gewähren auf alle **RUDOLF** Medical Optiken **3 Jahre Garantie!**

\*Die Aufbereitungshinweise sind zu beachten.

All **RUDOLF** Medical optics are developed according to the highest demands on precision and accuracy.

### Optics – Technical Features

All **RUDOLF** Medical optics meet the requirements for HD (High Definition) endoscopy.

- State-of-the-art rod lens systems
- Use of first-class optical components only
- Latest generation of illumination fibers for best light transmission and highest illumination level
- Optimal depth of field at maximum luminosity, excellent contrast and brilliant detail rendition
- Optical systems optimized for the requirements of the specific application
- Long service life thanks to state-of-the-art manufacturing technologies such as laser welding and gold soldering for the hermetic sealing of the scratch resistant sapphire glass at the proximal and distal ends of the optics
- **RUDOLF** Medical optics meet all requirements of modern reprocessing procedures\*
  - Autoclaving (steam sterilisation)
  - Disinfection liquids
  - ETO
  - Steris®
  - Sterrad®

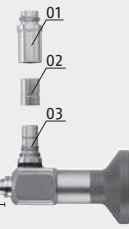
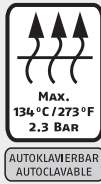
We grant a **3-year warranty** on all **RUDOLF** Medical optics!

\*Please follow the reprocessing instructions.

# LAPAROSCOPY OPTICS

## FÜR ANSCHLUSSSTANDARDS FOR CONNECTING STANDARDS

- 01 Storz / Aesculap / Olympus Adapter (RZ100-000)
- 02 Wolf Adapter (RZ100-010)
- 03 ACMI / Olympus Anschluss / Connector



BR / DV

NL / WL

0° | 30°


### MIKRO LAPAROSKOP MICRO LAPAROSCOPE



Durchmesser Diameter	Blickrichtung Direction of view	Kennfarbe Colour code	Bestell-Nr. Ordering no.
2,0 mm	0°	grün - green	LP120-000
	30°	rot - red	LP120-030

Nutzlänge (NL) - working length (WL) 300 mm - halbstarr - semi-rigid

### MINI LAPAROSKOP MINI LAPAROSCOPE



Durchmesser Diameter	Blickrichtung Direction of view	Kennfarbe Colour code	Bestell-Nr. Ordering no.
3,0 mm	0°	grün - green	LP130-000
	30°	rot - red	LP130-030

Nutzlänge (NL) - working length (WL) 300 mm

0° | 30° | 45°

### LAPAROSKOPE LAPAROSCOPES



Durchmesser Diameter	Blickrichtung Direction of view	Kennfarbe Colour code	Bestell-Nr. Ordering no.
5 mm	0°	grün - green	LP150-000
	30°	rot - red	LP150-030

Nutzlänge (NL) - working length (WL) 300 mm

Durchmesser Diameter	Blickrichtung Direction of view	Kennfarbe Colour code	Bestell-Nr. Ordering no.
10,0 mm	0°	grün - green	LP100-000
	30°	rot - red	LP100-030
	45°	schwarz - black	LP100-045

Nutzlänge (NL) - working length (WL) 340 mm

Durchmesser Diameter	Blickrichtung Direction of view	Kennfarbe Colour code	Bestell-Nr. Ordering no.
10,0 mm	0°	grün - green	LP105-000
	30°	rot - red	LP105-030
	45°	schwarz - black	LP105-045

Nutzlänge (NL) - working length (WL) 425 mm

# RUDOLF

LP20

## Gelenkarm mit zentraler Schnellfixierung *Articulated Arm with Central Quick-Fixation*





### Optik-Halterung



Halterungen für die Fixierung und stabile Positionierung der Optik erhältlich aus sterilisierbarem Kunststoff und mit verschiedenen Durchmessern. Die seitliche Öffnung ermöglicht ein einfaches Einführen der Optik.

### Optics Holding Device

Holders for the fixation and firm positioning of the optics available in sterilizable medical-grade plastic and in various diameters. The opening at the side facilitates the insertion of the endoscope.

Endoskop-Halterung <i>Endoscope holder</i>	Bezeichnung <i>Description</i>	Bestell-Nr. <i>Ordering no.</i>
<p><b>Standard</b> <i>Standard</i></p> 	<p>Lieferumfang:  <ul style="list-style-type: none"> <li>• Optikhalter Ø 5 / 10 mm</li> <li>• Gelenkarm, Aktionsradius 400 mm</li> <li>• Säule 300 mm, Höhe verstellbar</li> <li>• Schienensockel, 2-fach-Klemmung</li> </ul>           Für minimalinvasive Chirurgie (MIC), Allgemeinchirurgie und Neurochirurgie.   <i>Delivery includes:</i> <ul style="list-style-type: none"> <li>• Endoscope holder, Ø 5 / 10 mm,</li> <li>• Articulated arm, 400 mm action radius</li> <li>• Column 300 mm, height-adjustable</li> <li>• Rail clamping base, double clamping</li> </ul>           For Minimally Invasive Surgery (MIS), General Surgery and Neurosurgery.         </p>	<p><b>LP250-100</b></p>
<p><b>L-Säule</b> <i>L-column</i></p> 	<p>Lieferumfang:  <ul style="list-style-type: none"> <li>• Optikhalter Ø 5 / 10 mm</li> <li>• Gelenkarm, Aktionsradius 400 mm</li> <li>• L-Säule 450 x 100 mm, Höhe verstellbar</li> <li>• Schienensockel, 2-fach-Klemmung</li> </ul>           Für minimalinvasive Chirurgie (MIC), Allgemeinchirurgie und Neurochirurgie. Durch die L-Säule sind vielseitige Positionierungen möglich.   <i>Delivery includes:</i> <ul style="list-style-type: none"> <li>• Endoscope holder, Ø 5 / 10 mm,</li> <li>• Articulated arm, 400 mm action radius</li> <li>• L-column 450 x 100 mm, height-adjustable</li> <li>• Rail clamping base, double clamping</li> </ul>           For Minimally Invasive Surgery (MIS), General Surgery and Neurosurgery.  <i>The L column allows many different configurations.</i> </p>	<p><b>LP250-110</b></p>

### Gelenkarm mit zentraler Schnellfixierung Articulated Arm with Central Quick-Fixation

	<b>Bezeichnung</b> <i>Description</i>	<b>Bestell-Nr.</b> <i>Ordering no.</i>
<p><b>Endoskop-Halterung, U-Säule</b> <i>Endoscope holder, U-column</i></p> 	<p>Lieferumfang:</p> <ul style="list-style-type: none"> <li>• Optikhalter Ø 5 / 10 mm</li> <li>• Gelenkarm, Aktionsradius 400 mm</li> <li>• U-Säule, 266 x 330 x 116 mm, Höhe verstellbar</li> <li>• Schienensockel, 2-fach-Klemmung</li> </ul> <p>Für Gynäkologie, minimalinvasive Chirurgie (MIC), Allgemeinchirurgie und Neurochirurgie. Ermöglicht eine zentrale Positionierung in der Mitte des Operationstisches.</p> <p><i>Delivery includes:</i></p> <ul style="list-style-type: none"> <li>• Endoscope holder, Ø 5 / 10 mm,</li> <li>• Articulated arm, 400 mm action radius</li> <li>• U-column, 266 x 330 x 116 mm, height-adjustable</li> <li>• Rail clamping base, double clamping</li> </ul> <p><i>For Gynaecology, Minimally Invasive Surgery (MIS), General Surgery and Neurosurgery.</i> <i>Allows positioning at the centre of the operating table.</i></p>	<p><b>LP250-120</b></p>
<p><b>Isolierter Schienensockel</b> <i>Isolated rail clamping base</i></p> 	<p>Vorteile:</p> <ul style="list-style-type: none"> <li>• Empfohlen für HF-Anwendungen</li> <li>• Kompakt, stabil</li> <li>• Bedienung von vorne</li> <li>• Einfache, feste Klemmung</li> <li>• Robuste Materialien, geprüft</li> <li>• Dampfsterilisierbar bei 134 °C / 273 °F</li> <li>• Spannungsfestigkeit 1500 V/AC</li> </ul> <p><i>Advantages:</i></p> <ul style="list-style-type: none"> <li>• Recommended for HF surgery</li> <li>• Compact and very stable</li> <li>• Operation from the front</li> <li>• Simple and solid clamping system</li> <li>• Robust medical-grade materials, tested</li> <li>• Steam-sterilizable at 134 °C / 273 °F</li> <li>• Voltage resistance 1500 V/AC</li> </ul>	<p><b>LP250-101</b></p>



LAPAROSCOPY



TROCARS & ACCESSORIES

RUDOLF

LP23



### EASYPORT®

### Trokarhülsen (Kunststoff) Trocar Sleeve (Synthetic Material)

#### Merkmale:

- EASYPORT® ist mit oder ohne Hahn, sowie mit oder ohne Gewinde lieferbar.
- Leichte, hochwertige Kunststoffe (PEEK oder PPSU)
- Einfache Handhabung
- Ventilsystem für den Schutz und die Sicherheit von Patient und Anwender
- In 3 Teile zerlegbar, einfach zu desinfizieren
- Autoklavierbar bei 134°C

#### Empfehlungen von RUDOLF Medical:

- Das Silikonventil, als Einwegprodukt, bietet die optimale Abdichtung am Instrument und gewährleistet somit die Sicherheit des Patienten.
- Das Silikonventil ist autoklavierbar bei 134°C
- **PEEK** (Polyetheretherketon)
  - Hochwertiger Kunststoff
  - PEEK wird in der Medizintechnik eingesetzt, weil es gereinigt und sterilisiert werden kann, ohne zu brechen und ohne, dass Spannungen oder Risse entstehen.
- Ohne metallische Komponenten (Röntgendurchlässigkeit).


#### Features:

- EASYPORT® is available with or without stopcock and with or without thread sheath.
- Light, high-grade synthetic materials (PEEK or PPSU)
- Easy to handle
- Valve system for the protection and safety of patients and end-users
- detachable in 3 parts, easy to disinfect
- Autoclavable at 134°C

#### RUDOLF Medical's Advice:

- The disposable silicone valve offers the ideal seal at the instrument and therefore ensures the safety of the patients.
- The silicone valve can be autoclaved at 134°C
- **PEEK** (Polyetherketone)
  - High-grade synthetic material
  - PEEK is used in the medical field due to the fact that it can be cleaned and sterilised without the risk of breakage, tension or tear.
- without metal components (radiolucent).

Trokarhülle erhältlich mit oder ohne Absperrhahn sowie mit oder ohne Gewinde.  
Trocar sleeve with or without stopcock and with or without thread.





# EASYPORT®

### Trokarhülsen für Instrumente mit Ø 5 mm Trocar sleeves for Instruments with Ø 5mm

Bestell-Nr. Ordering no.	Trokarhülse Trocar sleeve	Hahn Stopcock	Nutzlänge Working length
EP103-230	standard	mit / with	100 mm
EP103-231	standard	ohne / without	
EP113-230	mit Gewinde with thread	mit / with	
EP113-231	mit Gewinde with thread	ohne / without	
EP143-230	standard	mit / with	140 mm
EP143-231	standard	ohne / without	









SILIKONVENTIL, 5,5 mm 5 / Pack (Einweg) EP400-408  
SILICONE VALVE, 5.5 mm 5 / pack (disposable) EP400-408



UNIVERSAL-DICHTUNGSKAPPEN, siehe Seite LP35  
UNIVERSAL SEALING CAPS, see page LP35

# EASYPORT®

### Trokar-Sets für Instrumente mit Ø 5 mm Trocar Sets for Instruments with Ø 5mm

Set bestehend aus: Trokarhülse, Trokardorn und Silikonventil Set consisting of: trocar sleeve, trocar spike and silicone valve					
Set Bestell-Nr. Set Ordering no.	Trokarhülse Trocar sleeve	Nutzlänge Working length	Trokardorn Trocar spike	Silikonventil (5 / Pack) Silicone valve (5 / pack.)	
EP103-230TRS	EP103-230	100 mm	TR350-055	EP400-408	<b>Sicherheitstrokardorn</b> <b>Safety trocar spike</b> 
EP103-231TRS	EP103-231				
EP113-230TRS	EP113-230				
EP113-231TRS	EP113-231				
EP103-230TRC	EP103-230	100 mm	TR300-055	EP400-408	<b>Trokardorn, konisch</b> <b>Trocar spike, conical point</b> 
EP103-231TRC	EP103-231				
EP113-230TRC	EP113-230				
EP113-231TRC	EP113-231				
EP103-230TRA	EP103-230	100 mm	TR330-055	EP400-408	<b>Trokardorn für Hasson, kegelförmig stumpf</b> <b>Trocar spike for Hasson, conical blunt</b> 
EP103-231TRA	EP103-231				
EP113-230TRA	EP113-230				
EP113-231TRA	EP113-231				
EP103-230TRT	EP103-230	100 mm	TR310-055	EP400-408	<b>Trokardorn mit Dreikantschliff</b> <b>Trocar spike with triangular cut</b> 
EP103-231TRT	EP103-231				
EP113-230TRT	EP113-230				
EP113-231TRT	EP113-231				
EP103-230TRG	EP103-230	100 mm	TR320-055	EP400-408	<b>Trokardorn, Hohlschliff gehärtet</b> <b>Trocar spike, hollow grinding, hardened tip</b> 
EP103-231TRG	EP103-231				
EP113-230TRG	EP113-230				
EP113-231TRG	EP113-231				
EP143-231TRG	EP143-230	140 mm	TR320-255	EP400-408	<b>Trokardorn, Hohlschliff gehärtet</b> <b>Trocar spike, hollow grinding, hardened tip</b> 
EP143-231TRG	EP143-231				

# RUDOLF



# EASYPORT®

## Trokarhülsen für Instrumente mit Ø 10 mm

### Trocar sleeve for instruments with Ø 10 mm

Bestell-Nr. Ordering no.	Trokarhülse Trocar sleeve	Hahn Stopcock	Nutzlänge Working length
EP101-210	standard	mit / with	100 mm
EP101-211	standard	ohne / without	
EP111-210	mit Gewinde with thread	mit / with	
EP111-211	mit Gewinde with thread	ohne / without	
EP141-210	standard	mit / with	140 mm
EP141-211	standard	ohne / without	



**SILIKONVENTIL**, 11 mm 5/Pack (Einweg) **EP400-412**  
**SILICONE VALVE**, 11 mm 5/pack (disposable) **EP400-412**



**UNIVERSAL-DICHTUNGSKAPPEN**, siehe Seite LP35  
**UNIVERSAL SEALING CAPS**, see page LP35

# EASYPORT®

## Trokar-Sets für Instrumente mit Ø 10 mm

### Trocar Sets for instruments with Ø 10 mm

Set bestehend aus: Trokarhülse, Trokardorn und Silikonventil  
 Set consisting of: trocar sleeve, trocar spike and silicone valve

Set Bestell-Nr. Set Ordering no.	Trokarhülse Trocar sleeve	Nutzlänge Working length	Trokardorn Trocar spike	Silikonventil (5/Pack) Silicone valve (5/pack)	
EP101-210TRS	EP101-210	100 mm	TR350-110	EP400-412	<b>Sicherheitstrokardorn</b> <b>Safety trocar spike</b> 
EP101-211TRS	EP101-211				
EP111-210TRS	EP111-210				
EP111-211TRS	EP111-211				
EP101-210TRC	EP101-210	100 mm	TR300-110	EP400-412	<b>Trokardorn, konisch</b> <b>Trocar spike, conical point</b> 
EP101-211TRC	EP101-211				
EP111-210TRC	EP111-210				
EP111-211TRC	EP111-211				
EP101-210TRA	EP101-210	100 mm	TR330-110	EP400-412	<b>Trokardorn für Hasson, kegelförmig stumpf</b> <b>Trocar spike for Hasson, conical blunt</b> 
EP101-211TRA	EP101-211				
EP111-210TRA	EP111-210				
EP111-211TRA	EP111-211				
EP141-210TRA	EP141-210	140 mm	TR330-210	EP400-412	
EP141-211TRA	EP141-211				
EP101-210TRT	EP101-210	100 mm	TR310-110	EP400-412	<b>Trokardorn mit Dreikantschliff</b> <b>Trocar spike with triangular cut</b> 
EP101-211TRT	EP101-211				
EP111-210TRT	EP111-210				
EP111-211TRT	EP111-211				
EP101-210TRG	EP101-210	100 mm	TR320-110	EP400-412	<b>Trokardorn, Hohlschliff gehärtet</b> <b>Trocar spike, hollow grinding, hardened tip</b> 
EP101-211TRG	EP101-211				
EP111-210TRG	EP111-210				
EP111-211TRG	EP111-211				
EP141-210TRG	EP141-210	140 mm	TR320-210	EP400-412	<b>Trokardorn, Hohlschliff gehärtet</b> <b>Trocar spike, hollow grinding, hardened tip</b> 
EP141-211TRG	EP141-211				

# EASYPORT®

# EASYPORT®

### Trokarhülsen für Instrumente mit Ø 12 mm

### Trocar Sleeve for Instruments with Ø 12mm

Bestell-Nr. Ordering no.	Trokarhülse Trocar sleeve	Hahn Stopcock	Nutzlänge Working length
EP100-200	standard	mit / with	100 mm
EP100-201	standard	ohne / without	
EP110-200	mit Gewinde with thread	mit / with	
EP110-201	mit Gewinde with thread	ohne / without	



SILIKONVENTIL, 11mm 5/Pack (Einweg) EP400-412  
SILICONE VALVE, 11mm 5/pack (disposable) EP400-412








UNIVERSAL-DICHTUNGSKAPPEN, siehe Seite LP35  
UNIVERSAL SEALING CAPS, see page LP35

# EASYPORT®

### Trokar-Sets für Instrumente mit Ø 12 mm

### Trocar Sets for Instruments with Ø 12mm

Set bestehend aus: Trokarhülse, Trokardorn und Silikonventil  
Set consisting of: trocar sleeve, trocar spike and silicone valve

Set Bestell-Nr. Set Ordering no.	Trokarhülse Trocar sleeve	Nutzlänge Working length	Trokardorn Trocar spike	Silikonventil (5/Pack) Silicone valve (5/pack)	
EP100-200TRS	EP100-200	100 mm	TR350-125	EP400-412	<b>Sicherheitstrokardorn</b> <b>Safety trocar spike</b> 
EP100-201TRS	EP100-201				
EP110-200TRS	EP110-200				
EP110-201TRS	EP110-201				
EP100-200TRC	EP100-200	100 mm	TR300-125	EP400-412	<b>Trokardorn, konisch</b> <b>Trocar spike, conical point</b> 
EP100-201TRC	EP100-201				
EP110-200TRC	EP110-200				
EP110-201TRC	EP110-201				
EP100-200TRA	EP100-200	100 mm	TR330-125	EP400-412	<b>Trokardorn für Hasson, kegelförmig stumpf</b> <b>Trocar spike for Hasson, conical blunt</b> 
EP100-201TRA	EP100-201				
EP110-200TRA	EP110-200				
EP110-201TRA	EP110-201				
EP100-200TRT	EP100-200	100 mm	TR310-125	EP400-412	<b>Trokardorn mit Dreikantschliff</b> <b>Trocar spike with triangular cut</b> 
EP100-201TRT	EP100-201				
EP110-200TRT	EP110-200				
EP110-201TRT	EP110-201				
EP100-200TRG	EP100-200	100 mm	TR320-125	EP400-412	<b>Trokardorn, Hohlchliff gehärtet</b> <b>Trocar spike, hollow grinding, hardened tip</b> 
EP100-201TRG	EP100-201				
EP110-200TRG	EP110-200				
EP110-201TRG	EP110-201				

# EASYPORT®


## Trokare für Pädiatrie


### Trocars for Pediatric Surgery





für Instrumente mit Ø for instruments with Ø	Ø 3 mm		Ø 5 mm	
	mit Hahn with stopcock	ohne Hahn without stopcock	mit Hahn with stopcock	ohne Hahn without stopcock
standard, 70 mm standard, 70 mm	EP124-240	EP124-241	EP123-230	EP123-231
mit Gewinde, 70 mm with thread, 70 mm	EP134-240	EP134-241	EP133-230	EP133-231

**SILICONVENTIL, 5 / Pack (Einweg)**  
**SILICONE VALVE, 5 / pack (disposable)**

	EP400-408	EP400-408	EP400-408	EP400-408
---	-----------	-----------	-----------	-----------



TROKARHÜLSE mit Trokardorn / Dreikantschliff <b>TROCAR SLEEVE,</b> with trocar spike / triangular cut	für Instrumente mit Ø for instruments with Ø	Nutzlänge Working length	Bestell-Nr. Ordering no.
	3 mm	70 mm	EP124-250
	5 mm	70 mm	EP124-251

	<b>SILIKONVENTIL 5 / Pack (Einweg)</b> <b>SILICONE VALVE 5 / pack (disposable)</b>	EP400-404
	<b>UNIVERSAL-DICHTUNGSKAPPEN, siehe Seite LP35</b> <b>UNIVERSAL SEALING CAPS, see page LP35</b>	

# RUDOLF

# EASYPORT®

## HASSON-Trokarsysteme (Kunststoff)

### HASSON Trocar Systems (Synthetic Material)

EASYPORT® kann auch in der **offenen Laparoskopie** eingesetzt werden. Ein spezieller Aufsatz ist hierfür erhältlich.

Zur Vermeidung der Perforation eines sich im Abdomen und unmittelbar hinter dem Peritoneum befindlichen Organs oder Gefäßes (z.B. bei vorhandenen Verwachsungen) wird immer häufiger zu einer offenen Laparoskopie übergegangen. Dies bedeutet, dass für den ersten Zugang (Endoskop) eine kleine Inzision vorgenommen wird.

Nach der Zugangsinzision wird das stumpfe **HASSON**-Trocarssystem platziert, der Schnitt mit dem **HASSON**-Konus abgedichtet, anschließend CO<sub>2</sub>-Gas in die Bauchhöhle insuffliert und die Optik eingeführt. Nun können eventuell weitere, für die Operation erforderliche, minimal-invasive Punktionen unter intraabdomineller endoskopischer Beobachtung sicher durchgeführt werden.


*EASYPORT® is thus suitable for **open laparoscopy** as well. A additional specific device is available for this purpose.*

*In order to avoid the perforation of an organ or a vessel (e.g. in case of existing adhesions) situated in the abdomen right behind the peritoneum, more and more often surgeons tend to perform open laparoscopy. This means that a small incision is made for the first access of the endoscope.*

*After the initial incision the blunt **HASSON** Trocar System is placed and the incision is sealed by the **HASSON** cone. Then, the abdominal cavity is insufflated with CO<sub>2</sub>-gas and the optics is introduced. If necessary, further minimally invasive punctures may be performed safely under intraabdominal, endoscopic observation.*

**für offene Laparoskopie**

**for open laparoscopy**




# RUDOLF

LP30

### EASYPART® HASSON-Trokarsysteme HASSON Trocar Systems

Set bestehend aus: Trokarhülse, Trokardorn und Silikonventil  
Set consisting of: trocar sleeve, trocar spike and silicone valve


Set Bestell-Nr. Set Ordering no.	Trokarhülse Trocar sleeve	Nutzlänge Working length	Trokardorn Trocar spike	für Instrumente mit Ø for instruments with Ø	Silikonventil (5 / Pack) Silicone valve (5 / pack)	
EP101-210TRA	EP101-210	100 mm	TR330-110	10 mm	EP400-412	Trokardorn für HASSON, kegelförmig stumpf Trocar spike for HASSON, conical blunt
EP101-211TRA	EP101-211					
EP111-210TRA	EP111-210					
EP111-211TRA	EP111-211	140 mm	TR330-210	10 mm	EP400-412	
EP141-210TRA	EP141-210					
EP141-211TRA	EP141-211					



### EASYPART®

Set bestehend aus: Trokarhülse, Trokardorn und Silikonventil  
Set consisting of: trocar sleeve, trocar spike and silicone valve


Set Bestell-Nr. Set Ordering no.	Trokarhülse Trocar sleeve	Nutzlänge Working length	Trokardorn Trocar spike	für Instrumente mit Ø for instruments with Ø	Silikonventil (5 / Pack) Silicone valve (5 / pack)	
EP100-200TRA	EP100-200	100 mm	TR330-125	12 mm	EP400-412	Trokardorn für HASSON, kegelförmig stumpf Trocar spike for HASSON, conical blunt
EP100-201TRA	EP100-201					
EP110-200TRA	EP110-200					
EP110-201TRA	EP110-201					





### Trokar-Sets mit Trokardorn für HASSON, kegelförmig stumpf (Metall) Trocar Sets with trocar sleeve for HASSON, conical blunt (metal)

Set bestehend aus: Trokarhülse, Trokardorn und Silikonventil  
Set consisting of: trocar sleeve, trocar spike and silicone valve

Set Bestell-Nr. Set Ordering no.	Trokarhülse Trocar sleeve	Nutzlänge Working length	Trokardorn Trocar spike	für Instrumente mit Ø for instruments with Ø	Silikonventil (5 / Pack) Silicone valve (5 / pack)	
EP150-266TRA	EP150-266	115 mm	TR330-110	10 mm	EP400-404	Trokardorn für HASSON, kegelförmig stumpf Trocar spike for HASSON, conical blunt
EP151-266TRA	EP151-266		TR330-110	10 mm		
EP150-267TRA	EP150-267		TR330-125	12 mm		
EP151-267TRA	EP151-267		TR330-125	12 mm		




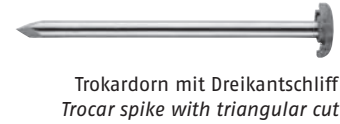
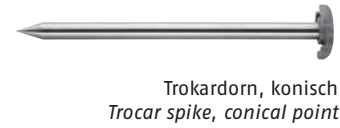
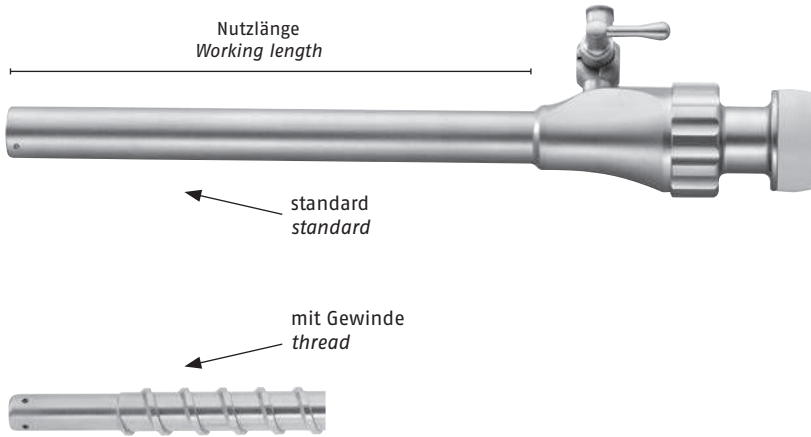
HASSON Aufsatz HASSON Cone	Ø 10 mm	Ø 12 mm
	EP300-311	-
 mit Fadenhalter with thread holder	EP300-312	EP300-412



UNIVERSAL-DICHTUNGSKAPPEN, siehe Seite LP35  
UNIVERSAL SEALING CAPS, see page LP35

### Trokar-Sets (Metall)

#### Trocar sets (Metal)



Bestell-Nr. Ordering no.	Trokarhülse Trocar sleeve	für Instrumente mit $\varnothing$ for instruments with $\varnothing$	Nutz- länge Working length	Sicherheits- trokardorn Safety trocar spike	Trocardorne / Trocar spikes			
					kegelförmig stumpf (Hasson) conical blunt (Hasson)	konisch Conical point	Dreikant- schliff Triangular cut	Hohlschliff, gehärtet Hollow grinding, hardened tip
EP150-262	standard	5 mm	100 mm	TR350-055	TR330-055	TR300-055	TR310-055	TR320-055
EP151-262	mit Gewinde with thread	5 mm	100 mm	TR350-055	TR330-055	TR300-055	TR310-055	TR320-055
EP150-266	standard	10 mm	111 mm	TR350-110	TR330-110	TR300-110	TR310-110	TR320-110
EP151-266	mit Gewinde with thread	10 mm	111 mm	TR350-110	TR330-110	TR300-110	TR310-110	TR320-110
EP150-267	standard	12 mm	108 mm	TR350-125	TR330-125	TR300-125	TR310-125	TR320-125
EP151-267	mit Gewinde with thread	12 mm	108 mm	TR350-125	TR330-125	TR300-125	TR310-125	TR320-125



SILIKONVENTIL,  $\varnothing$  3-12,5 mm (Einweg, 5/Pack) EP400-404  
SILICONE VALVE,  $\varnothing$  3-12,5 mm (disposable, 5/pack) EP400-404



UNIVERSAL-DICHTUNGSKAPPEN, siehe Seite LP35  
UNIVERSAL SEALING CAPS, see page LP35

Bestell-Nr. Ordering no.	Trokarhülse Trocar sleeve	für Instrumente mit $\varnothing$ for instruments with $\varnothing$	Nutz- länge Working length	Sicherheits- trokardorn Safety trocar spike	Trocardorne / Trocar spikes			
					kegelförmig stumpf (Hasson) conical blunt (Hasson)	konisch Conical point	Dreikant- schliff Triangular cut	Hohlschliff, gehärtet Hollow grinding, hardened tip
EP150-268	standard	15 mm	118 mm	-	-	TR300-150	TR310-150	-
EP151-268	mit Gewinde with thread	15 mm	118 mm	-	-	TR300-150	TR310-150	-
EP150-269	standard	20 mm	121 mm	-	-	TR300-200	TR310-200	-
EP151-269	mit Gewinde with thread	20 mm	121 mm	-	-	TR300-200	TR310-200	-



SILIKONVENTIL,  $\varnothing$  15-20 mm (Einweg, 5/Pack) EP400-405  
SILICONE VALVE,  $\varnothing$  15-20 mm (disposable, 5/pack) EP400-405




UNIVERSAL-DICHTUNGSKAPPEN, siehe Seite LP35  
UNIVERSAL SEALING CAPS, see page LP35



### Trokar-Sets mit Sicherheitstrokardorn (Metall)

#### Trocar Sets with safety trocar spike (metal)


Set bestehend aus: Trokarhülse, Trokardorn und Silikonventil  
 Set consisting of: trocar sleeve, trocar spike and silicone valve

Set Bestell-Nr. Set Ordering no.	Trokarhülse Trocar sleeve	Nutzlänge Working length	Trokardorn Trocar spike	für Instru- mente mit $\emptyset$ for instru- ments with $\emptyset$	Silikonventil (5/Pack) Silicone valve (5/pack)	Sicherheitstrokardorn Safety trocar spike
EP150-262TRS	EP150-262	100 mm	TR350-055	5 mm	EP400-404	
EP151-262TRS	EP151-262		TR350-055	5 mm		
EP150-266TRS	EP150-266	111 mm	TR350-110	10 mm		
EP151-266TRS	EP151-266		TR350-110	10 mm		
EP150-267TRS	EP150-267	108 mm	TR350-125	12 mm		
EP151-267TRS	EP151-267		TR350-125	12 mm		

### Trokar-Sets mit Trokardorn, konisch (Metall)

#### Trocar Sets with trocar spike, conical point (metal)


Set bestehend aus: Trokarhülse, Trokardorn und Silikonventil  
 Set consisting of: trocar sleeve, trocar spike and silicone valve

Set Bestell-Nr. Set Ordering no.	Trokarhülse Trocar sleeve	Nutzlänge Working length	Trokardorn Trocar spike	für Instru- mente mit $\emptyset$ for instru- ments with $\emptyset$	Silikonventil (5/Pack) Silicone valve (5/pack)	Trokardorn, konisch Trocar spike, conical point
EP150-262TRC	EP150-262	100 mm	TR300-055	5 mm	EP400-404	
EP151-262TRC	EP151-262		TR300-055	5 mm		
EP150-266TRC	EP150-266	111 mm	TR300-110	10 mm		
EP151-266TRC	EP151-266		TR300-110	10 mm		
EP150-267TRC	EP150-267	108 mm	TR300-125	12 mm		
EP151-267TRC	EP151-267		TR300-125	12 mm		
EP150-268TRC	EP150-268	118 mm	TR300-150	15 mm	EP400-405	
EP151-268TRC	EP151-268		TR300-150	15 mm		
EP150-269TRC	EP150-269	121 mm	TR300-200	20 mm		
EP151-269TRC	EP151-269		TR300-200	20 mm		

### Trokar-Sets mit Trokardorn, Hohlschliff gehärtet (Metall)

#### Trocar Sets with trocar spike, hollow grinding, hardened tip (metal)

Set bestehend aus: Trokarhülse, Trokardorn und Silikonventil  
 Set consisting of: trocar sleeve, trocar spike and silicone valve


Set Bestell-Nr. Set Ordering no.	Trokarhülse Trocar sleeve	Nutzlänge Working length	Trokardorn Trocar spike	für Instru- mente mit $\emptyset$ for instru- ments with $\emptyset$	Silikonventil (5/Pack) Silicone valve (5/pack)	Trokardorn, Hohlschliff gehärtet Trocar spike, hollow grinding, hard- ened tip
EP150-262TRG	EP150-262	100 mm	TR320-055	5 mm	EP400-404	
EP151-262TRG	EP151-262		TR320-055	5 mm		
EP150-266TRG	EP150-266	111 mm	TR320-110	10 mm		
EP151-266TRG	EP151-266		TR320-110	10 mm		
EP150-267TRG	EP150-267	108 mm	TR320-125	12 mm		
EP151-267TRG	EP151-267		TR320-125	12 mm		



UNIVERSAL-DICHTUNGSKAPPEN, siehe Seite LP35  
 UNIVERSAL SEALING CAPS, see page LP35


### Trokar-Sets mit Trokardorn, Dreikantschliff (Metall) Trocar Sets with trocar spike, triangular cut (metal)


Set bestehend aus: Trokarhülse, Trokardorn und Silikonventil  
Set consisting of: trocar sleeve, trocar spike and silicone valve

Set Bestell-Nr. Set Ordering no.	Trokarhülse Trocar sleeve	Nutzlänge Working length	Trokardorn Trocar spike	für Instru- mente mit $\emptyset$ for instru- ments with $\emptyset$	Silikonventil (5/Pack) Silicone valve (5/pack)	Dreikantschliff Triangular cut
EP150-262TRT	EP150-262	100 mm	TR310-055	5 mm	EP400-404	
EP151-262TRT	EP151-262		TR310-055	5 mm		
EP150-266TRT	EP150-266	111 mm	TR310-110	10 mm		
EP151-266TRT	EP151-266		TR310-110	10 mm		
EP150-267TRT	EP150-267	108 mm	TR310-125	12 mm		
EP151-267TRT	EP151-267		TR310-125	12 mm		
EP150-268TRT	EP150-268	118 mm	TR310-150	15 mm	EP400-405	
EP151-268TRT	EP151-268		TR310-150	15 mm		
EP150-269TRT	EP150-269	121 mm	TR310-200	20 mm		
EP151-269TRT	EP151-269		TR310-200	20 mm		

### Trokar-Sets mit Trokardorn für HASSON, kegelförmig stumpf (Metall) Trocar Sets with trocar spike for HASSON, conical blunt (metal)

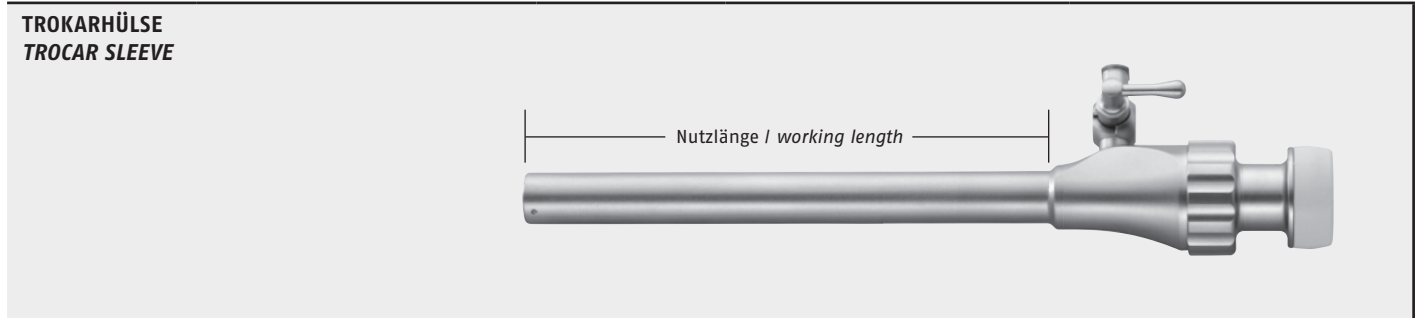
Set bestehend aus: Trokarhülse, Trokardorn und Silikonventil  
Set consisting of: trocar sleeve, trocar spike and silicone valve

Set Bestell-Nr. Set Ordering no.	Trokarhülse Trocar sleeve	Nutzlänge Working length	Trokardorn Trocar spike	für Instru- mente mit $\emptyset$ for instru- ments with $\emptyset$	Silikonventil (5/Pack) Silicone valve (5/pack)	Kegelförmig stumpf Conical blunt
EP150-262TRA	EP150-262	100 mm	TR330-055	5 mm	EP400-404	
EP151-262TRA	EP151-262		TR330-055	5 mm		
EP150-266TRA	EP150-266	111 mm	TR330-110	10 mm		
EP151-266TRA	EP151-266		TR330-110	10 mm		
EP150-267TRA	EP150-267	108 mm	TR330-125	12 mm		
EP151-267TRA	EP151-267		TR330-125	12 mm		


		für Instrumente mit $\emptyset$ for instruments with $\emptyset$	Bestell-Nr. Ordering no.	Farbe Color	Bestell-Nr. Ordering no.	Farbe Color
	<b>UNIVERSAL-DICHTUNGSKAPPEN</b> für alle RUDOLF Trokarsysteme 10/ Pack  <b>UNIVERSAL SEALING CAPS</b> for all RUDOLF trocars 10/ pack	3 mm	RZ003-235	grau - grey	RZ003-035	rot/red
		5 mm	RZ003-255	grau - grey	RZ003-055	rot/red
		10 mm	RZ003-311	grau - grey	RZ003-110	blau/blue
		12 mm	RZ003-312	grau - grey	RZ003-125	grün/green
		15 mm	-	-	RZ003-150	grau/grey
		20 mm	-	-	RZ003-200	grau/grey




### Trokarhülsen (Metall) Trocar Sleeve (Metal)



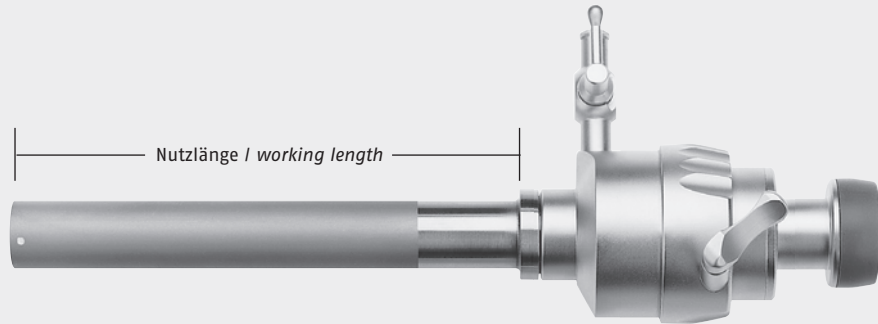
für Instrumente mit $\emptyset$ for instruments with $\emptyset$	Nutzlänge Working length	Trokarhülse, standard Trocar sleeve, standard	Trokarhülse mit Gewinde Trocar sleeve thread
5 mm	100 mm	EP150-262	EP151-262
10 mm	111 mm	EP150-266	EP151-266
12 mm	108 mm	EP150-267	EP151-267
15 mm	118 mm	EP150-268	EP151-268
20 mm	121 mm	EP150-269	EP151-269

	<b>SILIKONVENTIL (Einweg) SILICONE VALVE (disposable)</b>	Durchmesser Diameter	Bestell-Nr. Ordering no.
		3 mm - 12 mm	EP400-404
		15 mm - 20 mm	EP400-405


	<b>UNIVERSAL-DICHTUNGSKAPPEN für alle RUDOLF Trokarsysteme 10 / Pack UNIVERSAL SEALING CAPS for all RUDOLF trocars 10 / pack</b>	für Instrumente mit $\emptyset$ for instruments with $\emptyset$	Bestell-Nr. Ordering no.	Farbe Color	Bestell-Nr. Ordering no.	Farbe Color
		3 mm	RZ003-235	grau - grey	RZ003-035	rot/red
		5 mm	RZ003-255	grau - grey	RZ003-055	rot/red
		10 mm	RZ003-311	grau - grey	RZ003-110	blau/blue
		12 mm	RZ003-312	grau - grey	RZ003-125	grün/green
		15 mm	-	-	RZ003-150	grau/grey
		20 mm	-	-	RZ003-200	grau/grey

### Doppelfunktions-Trokarhülsen (Metall) Double Function Trocar Sleeve (Metal)

**DOPPELFUNKTIONS-TROKARHÜLSE** mit Klappventil und Öffnungshebel, mit Hahn  
**DOUBLE FUNCTION TROCAR SLEEVE** with flapping valve and opening lever, with stopcock



für Instrumente mit Ø for instruments with Ø	Nutzlänge Working length	Trokarhülse, allein Trocar sleeve, only	Komplett mit Dreikant-Trocardorn Complete with triangular trocar spike	Komplett mit konischem Trocardorn Complete with conical trocar spike
5 mm	95 mm	TR240-055	TR241-555	TR242-555
10 mm	101 mm	TR240-110	TR241-610	TR242-610
12 mm	98 mm	TR240-125	TR241-625	TR242-625
15 mm	95 mm	TR240-150	TR241-650	TR242-650
20 mm	95 mm	TR240-200	TR241-700	TR242-700



für Instrumente mit Ø for instruments with Ø	Nutzlänge Working length	Trokarhülse allein mit Gewinde, Metall Trocar sleeve only, thread, metal
5 mm	95 mm	TR240-255
10 mm	101 mm	TR240-311
12 mm	98 mm	TR240-325



**UNIVERSAL-DICHTUNGSKAPPEN**, siehe Seite LP35  
**UNIVERSAL SEALING CAPS**, see page LP35

### Sicherheitstrokardorne

#### Safety Trocar Spikes

Der Trokar wird durch den schwarzen „ACTIVE“ Ring aktiviert, die scharfe Trokarspitze wird zum Einstich freigegeben. Nach dem Einstich durch die Bauchdecke schiebt sich der stumpfe Obturator vor die Trokarspitze und wird dort sofort fixiert.

The trocar is activated by the black "ACTIVE" ring, the sharp trocar point is released for insertion. After the insertion into the abdominal wall, the blunt obturator moves in front of the trocar tip and remains in this position.

**SICHERHEITSTROKARDORN**  
**SAFETY TROCAR SPIKE**



für Trokarhülse mit Ø for trocar sleeve with Ø	Nutzlänge Working length	Sicherheitstrokardorn, allein Safety trocar spike, only
5 mm	100 mm	TR350-055
10 mm		TR350-110
12 mm		TR350-125

### Trokardorne

#### Trocar spike

**TROKARDORN FÜR HASSON, kegelig stumpf**  
**TROCAR SPIKE FOR HASSON, conical blunt**



für Trokarhülse mit Ø for trocar sleeve with Ø	Nutzlänge Working length	Bestell-Nr. Ordering no.	Nutzlänge Working length	Bestell-Nr. Ordering no.
5 mm	100 mm	TR330-055	-	-
10 mm		TR330-110	140 mm	TR330-210*
12 mm		TR330-125	-	-

\*Nur für Trokarhülsen, lange Version 140 mm  
Only for trocar sleeves, long version 140 mm

### Trokardorne *Trocar Spike*

Trokardorn, konisch  
*trocar spike conical point*



für Trocarhülse mit $\emptyset$ <i>for trocar sleeve with <math>\emptyset</math></i>	Nutzlänge <i>Working length</i>	Bestell-Nr. <i>Ordering no.</i>
5 mm	100 mm	TR300-055
10 mm		TR300-110
12 mm		TR300-125
15 mm		TR300-150
20 mm		TR300-200

Trokardorn mit Dreikantschliff  
*trocar spike with triangular cut*



für Trocarhülse mit $\emptyset$ <i>for trocar sleeve with <math>\emptyset</math></i>	Nutzlänge <i>Working length</i>	Bestell-Nr. <i>Ordering no.</i>
5 mm	100 mm	TR310-055
10 mm		TR310-110
12 mm		TR310-125
15 mm		TR310-150
20 mm		TR310-200





Trokardorn mit gehärtetem Hohlschliff  
*trocar spike with hardened hollow grinding*



für Trocarhülse mit $\emptyset$ <i>for trocar sleeve with <math>\emptyset</math></i>	Nutzlänge <i>Working length</i>	Bestell-Nr. <i>Ordering no.</i>	Bestell-Nr. <i>Ordering no.</i>
5 mm	100 mm	TR320-055	TR320-255 *
10 mm		TR320-110	TR320-210 *
12 mm		TR320-125	-

\*Nur für Trocarhülsen, lange Version 140 mm  
*Only for trocar sleeves, long version 140 mm*

### RUDOLF Reduzier-Systeme RUDOLF Reducer Systems

<b>REDUZIERER</b> <b>REDUCERS</b> 	<b>für Instrumente mit <math>\emptyset</math></b> <b>for instruments with <math>\emptyset</math></b>	<b>Bestell-Nr.</b> <b>Ordering no.</b>	
	10 → 5 mm	TR420-001	
	12 → 5 mm	TR420-003	
	12 → 10 mm	TR420-004	
<b>DOPPEL-REDUZIERER</b> <b>DOUBLE REDUCER</b> 	<b>für Instrumente mit <math>\emptyset</math></b> <b>for instruments with <math>\emptyset</math></b>	<b>Bestell-Nr.</b> <b>Ordering no.</b>	
	12 → 10 mm / 5 mm	TR421-001	
<b>SCHIEBE-REDUZIERER</b> <b>SLIDE REDUCER</b> 	<b>für Instrumente mit <math>\emptyset</math></b> <b>for instruments with <math>\emptyset</math></b>	<b>Bestell-Nr.</b> <b>Ordering no.</b>	
	12 → 5 mm	TR422-001	
	12 → 10 mm	TR422-002	
<b>REDUZIER-AUFSÄTZE</b> <b>REDUCER SLEEVES</b> 	<b>für Instrumente mit <math>\emptyset</math></b> <b>for instruments with <math>\emptyset</math></b>	<b>ohne Schlaufe</b> <b>without loop</b>	<b>mit Schlaufe</b> <b>with loop</b>
	10 mm → 5 mm	TR410-002	TR411-002
12 mm → 5 mm	TR410-007	TR411-007	
12 mm → 10 mm	TR410-008	TR411-008	



**UNIVERSAL-DICHTUNGSKAPPEN**, siehe Seite LP35  
**UNIVERSAL SEALING CAPS**, see page LP35

### Reduzierhülse und Dilatations-Satz *Reducer Sleeve and Dilation Set*

**APPENDIX-EXTRAKTOR UND REDUZIERHÜLSE** für alle Trokarhülsen  
**APPENDIX EXTRACTOR AND REDUCER SLEEVE** for all trocar sleeve



für Instrumente mit Ø <i>for instruments with Ø</i>			Bestell-Nr. <i>Ordering no.</i>
10 mm	→	5 mm	TR405-002
15 mm	→	5 mm	TR405-003
20 mm	→	5 mm	TR405-004
15 mm	→	10 mm	TR405-005
20 mm	→	10 mm	TR405-006
12 mm	→	10 mm	TR405-007
12 mm	→	5 mm	TR405-008

**DILATATIONS-SATZ**, bestehend aus Dilator-Hülse und Dilatator, Länge 500 mm  
**DILATION SET**, consisting of dilator sleeve and dilator, rod length 500 mm




für Instrumente mit Ø <i>for instruments with Ø</i>			Bestell-Nr. <i>Ordering no.</i>
5 mm	→	10 mm	LP315-002
10 mm	→	20 mm	LP315-005
10 mm	→	15 mm	LP315-006




**UNIVERSAL-DICHTUNGSKAPPEN**, siehe Seite LP35  
**UNIVERSAL SEALING CAPS**, see page LP35

### Veress-Kanülen Veress Cannulas

<b>INSUFFLATIONSNADEL NACH VERESS, <math>\varnothing</math> 2 mm</b> <b>INSUFFLATION NEEDLE, VERESS, <math>\varnothing</math> 2 mm</b>	<b>Nutzlänge</b> <i>Working length</i>	<b>Bestell-Nr.</b> <i>Ordering no.</i>
	55 mm	LP305-055
	70 mm	LP305-070
	80 mm	LP305-080
	100 mm	LP305-100
	120 mm	LP305-120
	130 mm	LP305-130
	140 mm	LP305-140
	150 mm	LP305-150
	170 mm	LP305-170
	180 mm	LP305-180
	200 mm	LP305-200
	230 mm	LP305-230



<b>HIGH FLOW VERESS-KANÜLE, <math>\varnothing</math> 2,7 mm,</b> <b>einschließlich Luer-Lock-Adapter (RZ802-361)</b> <b>HIGH FLOW VERESS CANNULA, <math>\varnothing</math> 2.7 mm,</b> <b>including Luer-Lock Connector (RZ802-361)</b>	<b>Nutzlänge</b> <i>Working length</i>	<b>Bestell-Nr.</b> <i>Ordering no.</i>
	100 mm	LP305-610
	120 mm	LP305-612
	150 mm	LP305-615
170 mm	LP305-617	



**Notizen – Notes:**



LAPAROSCOPY



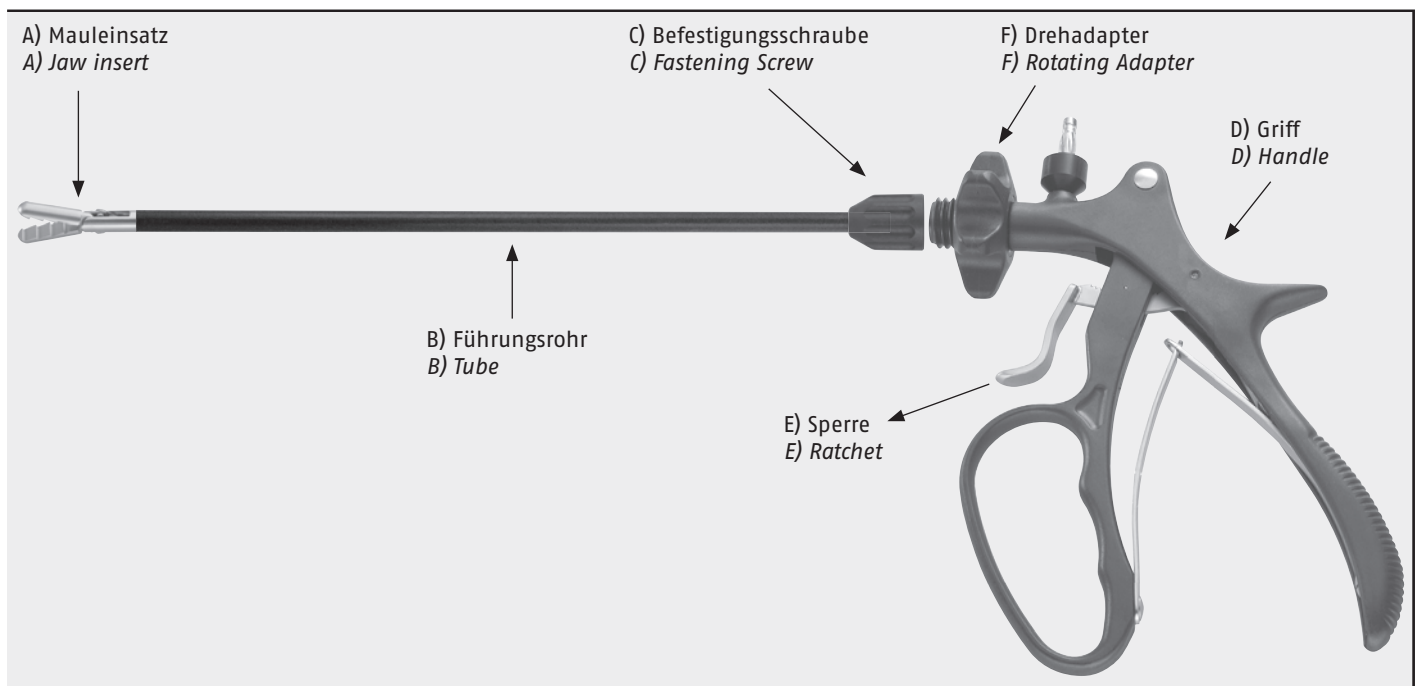
INSTRUMENTS

RUDOLF

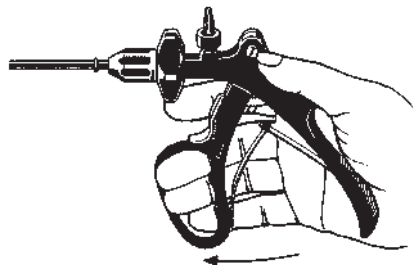
LP43



## RUDOLF-SYSTEM-Instrumente (SCREW-IN) RUDOLF SYSTEM Instruments (SCREW-IN)

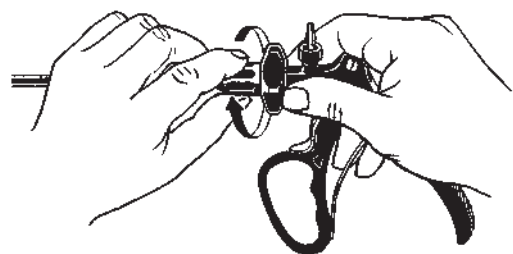


### Leichtes Zerlegen der SCREW-IN Instrumente Easy Disassembly of the SCREW-IN Instruments



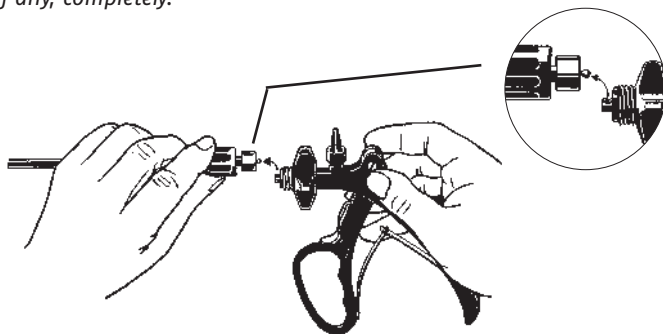
- 1.) Griff (D) bis zum Anschlag öffnen. Sperre (E), falls vorhanden, komplett lösen.

*Open handle (D) up to the stop and release the ratchet (E), if any, completely.*



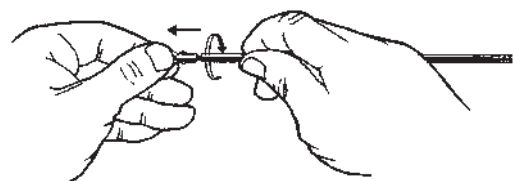
- 2.) Drehadapter (F) des Griffes festhalten und Befestigungsschraube (C) in entgegengesetzter Richtung lösen.

*Hold the rotating adapter (F) of the handle and unscrew the fastening screw (C) by turning it in the opposite direction.*



- 3.) Kugelschluss des Aufsatzes (A) herauslösen und Führungsrohr (B) abnehmen.

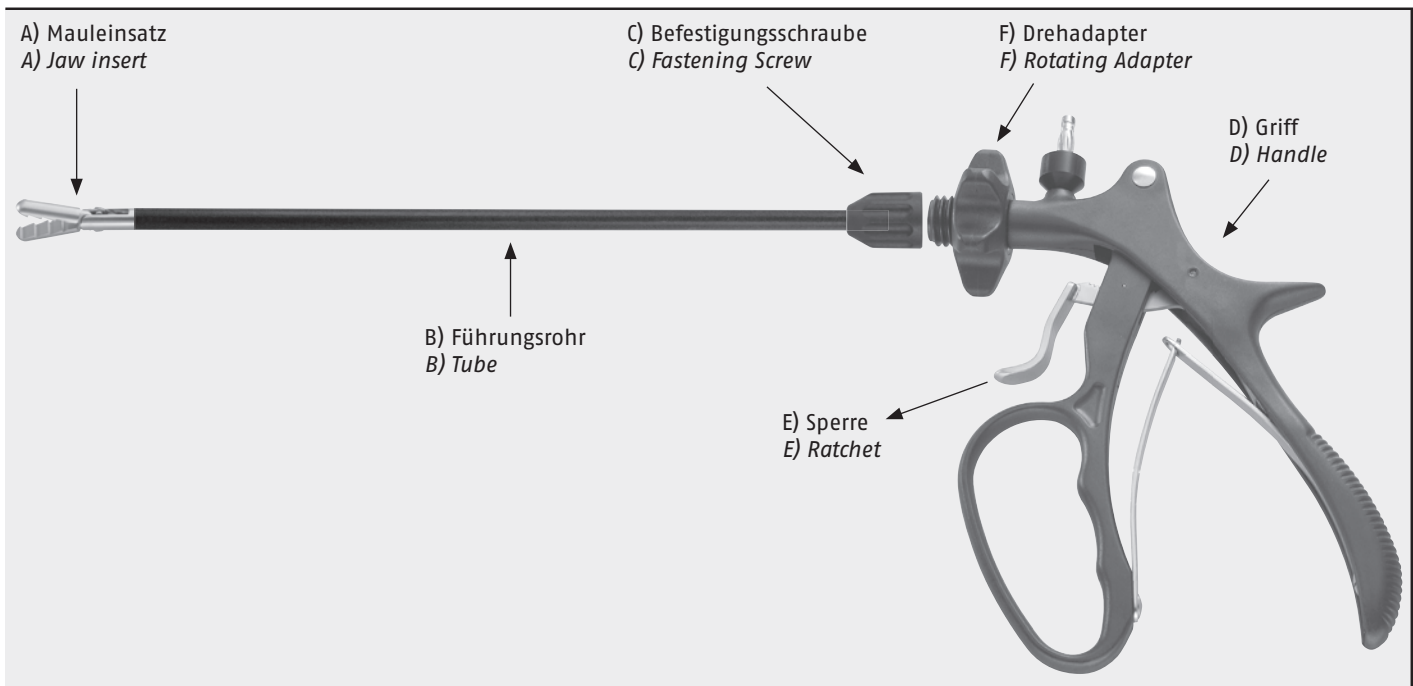
*Unhinge the ball end of the insert (A) and remove the tube (B).*



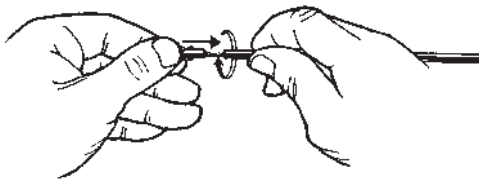
- 4.) Maulteil (A) des Aufsatzes festhalten, vom Führungsrohr (B) abschrauben und herausziehen.

*Hold the jaw insert (A), unscrew and pull it out of the tube.*

## RUDOLF-SYSTEM-Instrumente (SCREW-IN) RUDOLF SYSTEM Instruments (SCREW-IN)

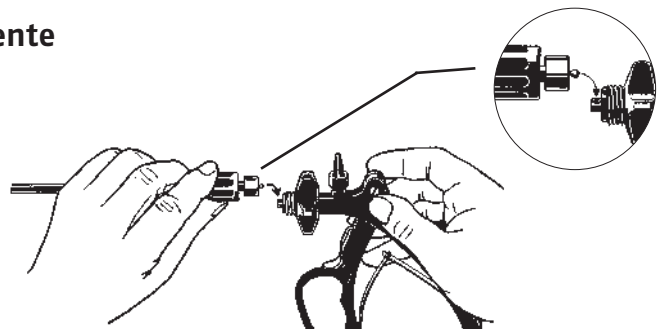


### Leichtes Zusammenbauen der SCREW-IN Instrumente Easy Assembly of the SCREW-IN Instruments



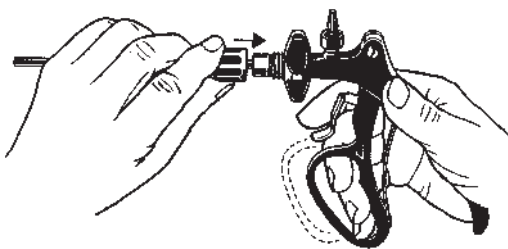
- 1.) Maulteil des Aufsatz (A) festhalten, Aufsatz in das Führungsrohr (B) hineinschieben und festschrauben.

*Hold the jaw insert (A), introduce the insert into the tube (B) and screw it tight.*



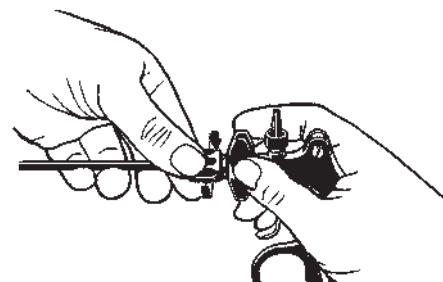
- 2.) Griff (D) bis zum Anschlag öffnen. Sperre (E), falls vorhanden, komplett lösen. Kugelschluss des Aufsatzes in den Griff einhängen.

*Open the handle (D) up to the stop and release the ratchet (E), if any, completely. Insert the ball end of the insert into the handle.*



- 3.) Griff (D) schließen.

*Close the handle (D).*



- 4.) Drehadapter (F) festhalten. Führungsrohr (B) und Griff (D) mit der Befestigungsschraube (C) miteinander verschrauben.

*Hold the rotating adapter (F), then fasten the tube (B) to the handle (D) by screwing the fastening screw (C) tight.*



## RUDOLF-SYSTEM-Instrumente (SCREW-IN) *RUDOLF SYSTEM Instruments (SCREW-IN)*

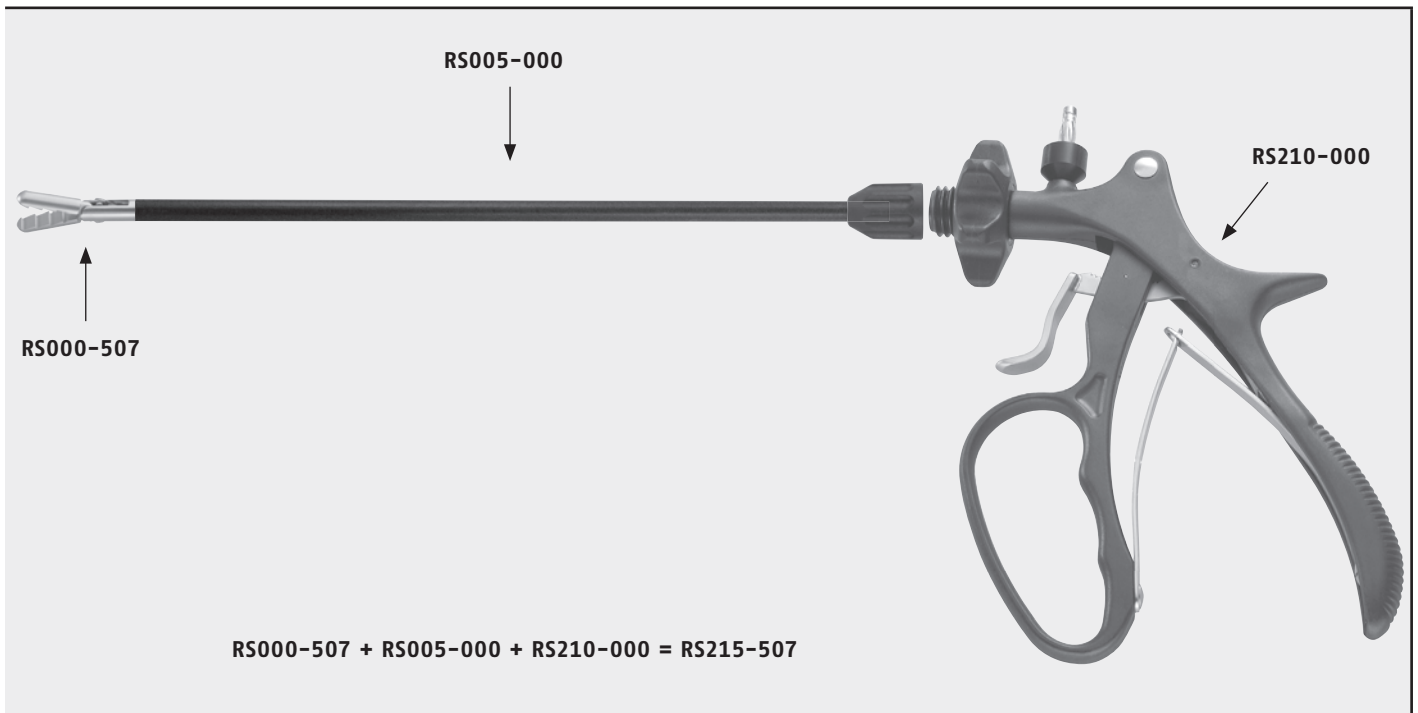
### Dreiteilig – Drehbar – Auseinandernehmbar

- Leicht zerlegbar in 3 Teile (Griff, Rohr, Mauleinsatz)
- Teile untereinander austauschbar und kompatibel
- Große Anzahl von Modellen
- Vielfalt von Kombinationsmöglichkeiten
- Kostengünstige Ersatzbeschaffung für Einzelteile

### Threepart – Rotatable – Detachable

- Easily detachable into 3 parts (handle, tube, insert)
- All parts are exchangeable and compatible
- Wide range of models
- Great variety of possible combinations
- Cost-saving spare parts provisioning

### Bestellinformation *Ordering information*



**Aufbau der Bestell-Nr. bei Bestellung von Komplett-Instrumenten (Beispiel):**  
*Principle of creating the Ordering no. for ordering complete instruments (Example):*

Griff <i>Handle</i>	Rohr <i>Tube</i>	Einsatz <i>Insert</i>	Komplett-Instrument <i>Complete instrument</i>
RS210-000	RS005-000	RS000-507	RS215-507


## RUDOLF-SYSTEM-Instrumente (SCREW-IN) RUDOLF SYSTEM Instruments (SCREW-IN)

**FÜHRUNGSRÖHRE**, allein, für RUDOLF SCREW-IN System, isoliert  
**TUBES ONLY**, for RUDOLF SCREW-IN System, isolated




Durchmesser Diameter	Nutzlänge Working length	Bestell-Nr. Ordering no.
3,5 mm	250 mm	RS004-000
5 mm	330 mm	RS005-000
5 mm	450 mm	RS007-000
10 mm	330 mm	RS009-000
10 mm	450 mm	RS001-000

**BEFESTIGUNGSSCHRAUBEN** (schwarz, rot, grün, blau)  
**FASTENING SCREWS** (black, red, green, blue)



Farbe Colour	Bis 5 mm up to 5 mm	10 mm 10 mm
Schwarz – black	RS000-011	RS000-021
Rot – red	RS000-012	RS000-022
Grün – green	RS000-013	RS000-023
Blau – blue	RS000-014	RS000-024






**SPÜLANSATZ** für die oben aufgeführten Rohre  
**RINSING ADAPTER** for the above mentioned tubes



Bestell-Nr.  
Ordering no.

RS000-010

## Griffe Handles

		Bestell-Nr. Ordering no.
	Der <b>RUDOLF KUNSTSTOFF-GRIFF ohne Sperre</b> Einfach, ergonomisch, sicher, drehbar <i>The <b>RUDOLF PLASTIC HANDLE without ratchet</b></i> <i>Simple, ergonomic, safe, rotatable</i>	<b>RS110-000</b>
	Der <b>RUDOLF KUNSTSTOFF-GRIFF mit Sperre</b> Einfach, ergonomisch, sicher, drehbar <i>The <b>RUDOLF PLASTIC HANDLE with ratchet</b></i> <i>Simple, ergonomic, safe, rotatable</i>	<b>RS120-000</b>
	Der <b>RUDOLF KUNSTSTOFF-GRIFF mit Klapp-Sperre</b> Einfach, ergonomisch, sicher, drehbar <i>The <b>RUDOLF PLASTIC HANDLE with French ratchet</b></i> <i>Simple, ergonomic, safe, rotatable</i>	<b>RS130-000</b>
	<b>RUDOLF COMFORT-GRIFF mit Comfort-Sperre</b> Kunststoff, drehbar, mit Doppelfeder <i><b>RUDOLF COMFORT HANDLE with Comfort ratchet</b></i> <i>Plastic, rotatable, double spring</i>	<b>RS210-000</b>
	<b>RUDOLF COMFORT-GRIFF ohne Sperre</b> Kunststoff, drehbar, mit Doppelfeder <i><b>RUDOLF COMFORT HANDLE without ratchet</b></i> <i>Plastic, rotatable, double spring</i>	<b>RS220-000</b>

Grundsätzlich sind alle Griffe mit allen **RUDOLF**-System Aufsätzen kombinierbar.  
*All handles can basically be combined with all **RUDOLF** System Inserts.*

# LAPAROSCOPY INSTRUMENTS

## Präparier- und Fasszangen Dissecting and Grasping Forceps


**5**  
mm


### GRIFF, allein – HANDLE only


				
Bestell-Nr. <i>Ordering no.</i>	Bestell-Nr. <i>Ordering no.</i>	Bestell-Nr. <i>Ordering no.</i>	Bestell-Nr. <i>Ordering no.</i>	Bestell-Nr. <i>Ordering no.</i>
RS110-000	RS120-000	RS130-000	RS210-000	RS220-000

### Mauleinsatz, allein Jaw insert, only

### ZANGE, komplett FORCEPS, complete

Länge Length	Bestell-Nr. Ordering no.	Bestell-Nr. Ordering no.	Bestell-Nr. Ordering no.	Bestell-Nr. Ordering no.	Bestell-Nr. Ordering no.	Bestell-Nr. Ordering no.
		Krallengreifer, 2x3 Zähne, einfach beweglich, Ø 5 mm <i>Claw grasping forceps, 2x3 teeth, single action, Ø 5 mm</i>				
330 mm	RS000-501	RS115-501	RS125-501	RS135-501	RS215-501	RS225-501
450 mm	RS000-701	RS117-701	RS127-701	RS137-701	RS217-701	RS227-701

		Präparier- und Fasszange, gerieft, doppelbeweglich, Ø 5 mm <i>Dissecting and grasping forceps, grooved, double action, Ø 5 mm</i>				
330 mm	RS000-502	RS115-502	RS125-502	RS135-502	RS215-502	RS225-502
450 mm	RS000-702	RS117-702	RS127-702	RS137-702	RS217-702	RS227-702

		Präparier- und Fasszange, gerieft, doppelbeweglich, Ø 5 mm <i>Dissecting and grasping forceps, grooved, double action, Ø 5 mm</i>				
330 mm	RS000-503	RS115-503	RS125-503	RS135-503	RS215-503	RS225-503
450 mm	RS000-703	RS117-703	RS127-703	RS137-703	RS217-703	RS227-703

RUDOLF

LP50






## Präparier- und Faszangen Dissecting and Grasping Forceps

**5**  
mm

### GRIFF, allein – HANDLE only


				
Bestell-Nr. <i>Ordering no.</i>	Bestell-Nr. <i>Ordering no.</i>	Bestell-Nr. <i>Ordering no.</i>	Bestell-Nr. <i>Ordering no.</i>	Bestell-Nr. <i>Ordering no.</i>
RS110-000	RS120-000	RS130-000	RS210-000	RS220-000

Mauleinsatz, allein <i>Jaw insert, only</i>		ZANGE, komplett <i>FORCEPS, complete</i>				
Länge <i>Length</i>	Bestell-Nr. <i>Ordering no.</i>	Bestell-Nr. <i>Ordering no.</i>	Bestell-Nr. <i>Ordering no.</i>	Bestell-Nr. <i>Ordering no.</i>	Bestell-Nr. <i>Ordering no.</i>	Bestell-Nr. <i>Ordering no.</i>
		Präparier- und Faszange, feine atraumatische Zahnung, doppelbeweglich, Ø 5 mm <i>Dissecting and grasping forceps, fine atraumatic serration, double action, Ø 5 mm</i>				
330 mm	RS000-504	RS115-504	RS125-504	RS135-504	RS215-504	RS225-504
450 mm	RS000-704	RS117-704	RS127-704	RS137-704	RS217-704	RS227-704
		Präparier- und Faszange, schlank, gerade, einfach beweglich, Ø 5 mm <i>Dissecting and grasping forceps, slim, straight, single action, Ø 5 mm</i>				
330 mm	RS000-505	RS115-505	RS125-505	RS135-505	RS215-505	RS225-505
450 mm	RS000-705	RS117-705	RS127-705	RS137-705	RS217-705	RS227-705
		Faszange, gerieft, mit Löffel, doppelbeweglich, Ø 5 mm <i>Grasping forceps, grooved, with spoon, double action, Ø 5 mm</i>				
330 mm	RS000-506	RS115-506	RS125-506	RS135-506	RS215-506	RS225-506
450 mm	RS000-706	RS117-706	RS127-706	RS137-706	RS217-706	RS227-706

## Fasszangen Grasping Forceps


**5**  
mm


### GRIFF, allein – HANDLE only


				
Bestell-Nr. <i>Ordering no.</i>	Bestell-Nr. <i>Ordering no.</i>	Bestell-Nr. <i>Ordering no.</i>	Bestell-Nr. <i>Ordering no.</i>	Bestell-Nr. <i>Ordering no.</i>
RS110-000	RS120-000	RS130-000	RS210-000	RS220-000

### Mauleinsatz, allein Jaw insert, only

### ZANGE, komplett FORCEPS, complete

Länge <i>Length</i>	Bestell-Nr. <i>Ordering no.</i>	Bestell-Nr. <i>Ordering no.</i>	Bestell-Nr. <i>Ordering no.</i>	Bestell-Nr. <i>Ordering no.</i>	Bestell-Nr. <i>Ordering no.</i>	Bestell-Nr. <i>Ordering no.</i>
		Fasszange, Alligator, doppelbeweglich, Ø 5 mm <i>Grasping forceps, Alligator, double action, Ø 5 mm</i>				
330 mm	RS000-507	RS115-507	RS125-507	RS135-507	RS215-507	RS225-507
450 mm	RS000-707	RS117-707	RS127-707	RS137-707	RS217-707	RS227-707

		Fasszange, gerieft, mit Löffel, lang, doppelbeweglich, Ø 5 mm <i>Grasping forceps, grooved, with spoon, long, double action, Ø 5 mm</i>				
330 mm	RS000-508	RS115-508	RS125-508	RS135-508	RS215-508	RS225-508
450 mm	RS000-708	RS117-708	RS127-708	RS137-708	RS217-708	RS227-708





		Fasszange, gerieft, mit Löffel, doppelbeweglich, Ø 5 mm <i>Grasping forceps, grooved, with spoon, double action, Ø 5 mm</i>				
330 mm	RS000-509	RS115-509	RS125-509	RS135-509	RS215-509	RS225-509
450 mm	RS000-709	RS117-709	RS127-709	RS137-709	RS217-709	RS227-709

## Präparier- und Faszangen Dissecting and Grasping Forceps

**5**  
mm

### GRIFF, allein – HANDLE only

				
Bestell-Nr. <i>Ordering no.</i>	Bestell-Nr. <i>Ordering no.</i>	Bestell-Nr. <i>Ordering no.</i>	Bestell-Nr. <i>Ordering no.</i>	Bestell-Nr. <i>Ordering no.</i>
RS110-000	RS120-000	RS130-000	RS210-000	RS220-000

Mauleinsatz, allein <i>Jaw insert, only</i>		ZANGE, komplett <i>FORCEPS, complete</i>				
Länge <i>Length</i>	Bestell-Nr. <i>Ordering no.</i>	Bestell-Nr. <i>Ordering no.</i>	Bestell-Nr. <i>Ordering no.</i>	Bestell-Nr. <i>Ordering no.</i>	Bestell-Nr. <i>Ordering no.</i>	Bestell-Nr. <i>Ordering no.</i>
		Präparier- und Faszange, Delphin, doppelbeweglich, Ø 5 mm <i>Dissecting and grasping forceps, Dolphin, double action, Ø 5 mm</i>				
330 mm	RS000-515	RS115-515	RS125-515	RS135-515	RS215-515	RS225-515
450 mm	RS000-715	RS117-715	RS127-715	RS137-715	RS217-715	RS227-715
		Präparier- und Faszange, schlank, doppelbeweglich, Ø 5 mm <i>Dissecting and grasping forceps, slim, double action, Ø 5 mm</i>				
330 mm	RS000-516	RS115-516	RS125-516	RS135-516	RS215-516	RS225-516
450 mm	RS000-716	RS117-716	RS127-716	RS137-716	RS217-716	RS227-716
		Präparier- und Faszange, Delphin, kurz mit Löffel, doppelbeweglich, Ø 5 mm <i>Dissecting and grasping forceps, Dolphin, short with spoon, double action, Ø 5 mm</i>				
330 mm	RS000-517	RS115-517	RS125-517	RS135-517	RS215-517	RS225-517
450 mm	RS000-717	RS117-717	RS127-717	RS137-717	RS217-717	RS227-717
		Präparier- und Faszange, Mixer, doppelbeweglich, Ø 5 mm <i>Dissecting and grasping forceps, Mixer, double action, Ø 5 mm</i>				
330 mm	RS000-520	RS115-520	RS125-520	RS135-520	RS215-520	RS225-520
450 mm	RS000-720	RS117-720	RS127-720	RS137-720	RS217-720	RS227-720

## Präparier- und Faszangen Dissecting and Grasping Forceps





**5**  
mm

### GRIFF, allein – HANDLE only

				
Bestell-Nr. <i>Ordering no.</i>	Bestell-Nr. <i>Ordering no.</i>	Bestell-Nr. <i>Ordering no.</i>	Bestell-Nr. <i>Ordering no.</i>	Bestell-Nr. <i>Ordering no.</i>
RS110-000	RS120-000	RS130-000	RS210-000	RS220-000

### Mauleinsatz, allein Jaw insert, only

### ZANGE, komplett FORCEPS, complete

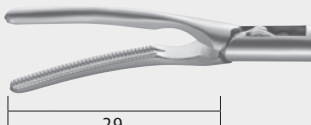

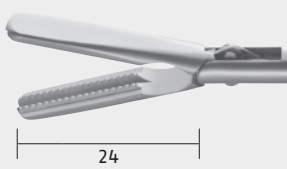

Länge Length	Bestell-Nr. Ordering no.	Bestell-Nr. Ordering no.	Bestell-Nr. Ordering no.	Bestell-Nr. Ordering no.	Bestell-Nr. Ordering no.	Bestell-Nr. Ordering no.
 17		Präparier- und Faszange, Maryland (Standard), gebogen, doppelbeweglich, Ø 5 mm <i>Dissecting and grasping forceps, Maryland (standard), curved, double action, Ø 5 mm</i>				
330 mm	RS000-525	RS115-525	RS125-525	RS135-525	RS215-525	RS225-525
450 mm	RS000-725	RS117-725	RS127-725	RS137-725	RS217-725	RS227-725
 15		Präparier- und Faszange, Maryland, schlank, gebogen, doppelbeweglich, Ø 5 mm <i>Dissecting and grasping forceps, Maryland, slim, curved, double action, Ø 5 mm</i>				
330 mm	RS000-526	RS115-526	RS125-526	RS135-526	RS215-526	RS225-526
450 mm	RS000-726	RS117-726	RS127-726	RS137-726	RS217-726	RS227-726
 13		Präparier- und Faszange, kreuzgerieft, gebogen, doppelbeweglich, Ø 5 mm <i>Dissecting and grasping forceps, cross-serrated, curved, double action, Ø 5 mm</i>				
330 mm	RS000-527	RS115-527	RS125-527	RS135-527	RS215-527	RS225-527
450 mm	RS000-727	RS117-727	RS127-727	RS137-727	RS217-727	RS227-727
 19		Präparier- und Faszange, Maryland, extra lang, gebogen, doppelbeweglich, Ø 5 mm <i>Dissecting and grasping forceps, Maryland, extra long, curved, double action, Ø 5 mm</i>				
330 mm	RS000-528	RS115-528	RS125-528	RS135-528	RS215-528	RS225-528
450 mm	RS000-728	RS117-728	RS127-728	RS137-728	RS217-728	RS227-728

## Präparier- und Faszangen Dissecting and Grasping Forceps

**5**  
mm

### GRIFF, allein – HANDLE only

				
Bestell-Nr. <i>Ordering no.</i>	Bestell-Nr. <i>Ordering no.</i>	Bestell-Nr. <i>Ordering no.</i>	Bestell-Nr. <i>Ordering no.</i>	Bestell-Nr. <i>Ordering no.</i>
RS110-000	RS120-000	RS130-000	RS210-000	RS220-000

Mauleinsatz, allein <i>Jaw insert, only</i>		ZANGE, komplett <i>FORCEPS, complete</i>				
Länge <i>Length</i>	Bestell-Nr. <i>Ordering no.</i>	Bestell-Nr. <i>Ordering no.</i>	Bestell-Nr. <i>Ordering no.</i>	Bestell-Nr. <i>Ordering no.</i>	Bestell-Nr. <i>Ordering no.</i>	Bestell-Nr. <i>Ordering no.</i>
		Präparier- und Faszange, Maryland-DeBakey, gebogen, atraumatisch, doppelbeweglich, Ø 5 mm <i>Dissecting and grasping forceps, Maryland-DeBakey, curved, atraumatic, double action, Ø 5 mm</i>				
330 mm	RS000-529	RS115-529	RS125-529	RS135-529	RS215-529	RS225-529
450 mm	RS000-729	RS117-729	RS127-729	RS137-729	RS217-729	RS227-729
		Faszange, DeBakey, atraumatisch, doppelbeweglich, Ø 5 mm <i>Grasping forceps, DeBakey, atraumatic, double action, Ø 5 mm</i>				
330 mm	RS000-530	RS115-530	RS125-530	RS135-530	RS215-530	RS225-530
450 mm	RS000-730	RS117-730	RS127-730	RS137-730	RS217-730	RS227-730
		Faszange, DeBakey, atraumatisch, doppelbeweglich, Ø 5 mm <i>Grasping forceps, atraumatic, double action, Ø 5 mm</i>				
330 mm	RS000-531	RS115-531	RS125-531	RS135-531	RS215-531	RS225-531
450 mm	RS000-731	RS117-731	RS127-731	RS137-731	RS217-731	RS227-731
		Faszange, 1x2 Zähne, einfach beweglich, Ø 5 mm <i>Grasping forceps, 1x2 teeth, single action, Ø 5 mm</i>				
330 mm	RS000-532	RS115-532	RS125-532	RS135-532	RS215-532	RS225-532
450 mm	RS000-732	RS117-732	RS127-732	RS137-732	RS217-732	RS227-732


## Fasszangen Grasping Forceps


**5**  
mm


### GRIFF, allein – HANDLE only


				
Bestell-Nr. <i>Ordering no.</i>	Bestell-Nr. <i>Ordering no.</i>	Bestell-Nr. <i>Ordering no.</i>	Bestell-Nr. <i>Ordering no.</i>	Bestell-Nr. <i>Ordering no.</i>
RS110-000	RS120-000	RS130-000	RS210-000	RS220-000

Mauleinsatz, allein <i>Jaw insert, only</i>		ZANGE, komplett <i>FORCEPS, complete</i>				
Länge <i>Length</i>	Bestell-Nr. <i>Ordering no.</i>	Bestell-Nr. <i>Ordering no.</i>	Bestell-Nr. <i>Ordering no.</i>	Bestell-Nr. <i>Ordering no.</i>	Bestell-Nr. <i>Ordering no.</i>	Bestell-Nr. <i>Ordering no.</i>

	Fasszange, Cobra, 2x4 Zähne, doppelbeweglich, Ø 5 mm <i>Grasping forceps, Cobra, 2x4 teeth, double action, Ø 5 mm</i>					
330 mm	RS000-533	RS115-533	RS125-533	RS135-533	RS215-533	RS225-533
450 mm	RS000-733	RS117-733	RS127-733	RS137-733	RS217-733	RS227-733

	Fasszange, mit Zähnen, doppelbeweglich, Ø 5 mm <i>Grasping forceps, with teeth, double action, Ø 5 mm</i>					
330 mm	RS000-534	RS115-534	RS125-534	RS135-534	RS215-534	RS225-534
450 mm	RS000-734	RS117-734	RS127-734	RS137-734	RS217-734	RS227-734

	Fasszange, universal, doppelbeweglich, Ø 5 mm <i>Grasping forceps, universal, double action, Ø 5 mm</i>					
330 mm	RS000-535	RS115-535	RS125-535	RS135-535	RS215-535	RS225-535
450 mm	RS000-735	RS117-735	RS127-735	RS137-735	RS217-735	RS227-735



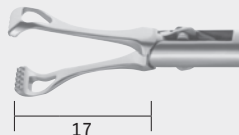
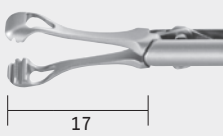
	Fasszange, Allis, mit Zähnen, doppelbeweglich, Ø 5 mm <i>Grasping forceps, Allis, with teeth, double action, Ø 5 mm</i>					
330 mm	RS000-536	RS115-536	RS125-536	RS135-536	RS215-536	RS225-536
450 mm	RS000-736	RS117-736	RS127-736	RS137-736	RS217-736	RS227-736

## Fasszangen Grasping Forceps

**5**  
mm

### GRIFF, allein – HANDLE only

				
Bestell-Nr. <i>Ordering no.</i>	Bestell-Nr. <i>Ordering no.</i>	Bestell-Nr. <i>Ordering no.</i>	Bestell-Nr. <i>Ordering no.</i>	Bestell-Nr. <i>Ordering no.</i>
RS110-000	RS120-000	RS130-000	RS210-000	RS220-000

Mauleinsatz, allein <i>Jaw insert, only</i>		ZANGE, komplett <i>FORCEPS, complete</i>				
Länge <i>Length</i>	Bestell-Nr. <i>Ordering no.</i>	Bestell-Nr. <i>Ordering no.</i>	Bestell-Nr. <i>Ordering no.</i>	Bestell-Nr. <i>Ordering no.</i>	Bestell-Nr. <i>Ordering no.</i>	Bestell-Nr. <i>Ordering no.</i>
 10		Fasszange, Allis, einfach beweglich, Ø 5 mm <i>Grasping forceps, Allis, single action, Ø 5 mm</i>				
330 mm	RS000-537	RS115-537	RS125-537	RS135-537	RS215-537	RS225-537
450 mm	RS000-737	RS117-737	RS127-737	RS137-737	RS217-737	RS227-737
 33		Fasszange, atraumatisch, doppelbeweglich, Ø 5 mm <i>Grasping forceps, atraumatic, double action, Ø 5 mm</i>				
330 mm	RS000-538	RS115-538	RS125-538	RS135-538	RS215-538	RS225-538
450 mm	RS000-738	RS117-738	RS127-738	RS137-738	RS217-738	RS227-738
 17		Fasszange, Babcock, gezahnt, sehr feines Modell, doppelbeweglich, Ø 5 mm <i>Grasping forceps, Babcock, serrated, very fine model, double action, Ø 5 mm</i>				
330 mm	RS000-542	RS115-542	RS125-542	RS135-542	RS215-542	RS225-542
450 mm	RS000-742	RS117-742	RS127-742	RS137-742	RS217-742	RS227-742
 17		Fasszange, Babcock, atraumatisch, sehr feines Modell, doppelbeweglich, Ø 5 mm <i>Grasping forceps, Babcock, atraumatic, very fine model, double action, Ø 5 mm</i>				
330 mm	RS000-543	RS115-543	RS125-543	RS135-543	RS215-543	RS225-543
450 mm	RS000-743	RS117-743	RS127-743	RS137-743	RS217-743	RS227-743

## Fasszangen Grasping Forceps


**5**  
mm


### GRIFF, allein – HANDLE only

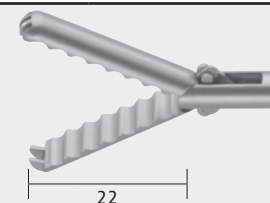
				
Bestell-Nr. <i>Ordering no.</i>	Bestell-Nr. <i>Ordering no.</i>	Bestell-Nr. <i>Ordering no.</i>	Bestell-Nr. <i>Ordering no.</i>	Bestell-Nr. <i>Ordering no.</i>
RS110-000	RS120-000	RS130-000	RS210-000	RS220-000


### Mauleinsatz, allein Jaw insert, only

### ZANGE, komplett FORCEPS, complete

Länge Length	Bestell-Nr. Ordering no.	Bestell-Nr. Ordering no.	Bestell-Nr. Ordering no.	Bestell-Nr. Ordering no.	Bestell-Nr. Ordering no.	Bestell-Nr. Ordering no.
		Fasszange, mehrfach gezahnt, gefenstert, doppelbeweglich, Ø 5 mm <i>Grasping forceps, toothed, fenestrated, double action, Ø 5 mm</i>				
330 mm	RS000-546	RS115-546	RS125-546	RS135-546	RS215-546	RS225-546
450 mm	RS000-746	RS117-746	RS127-746	RS137-746	RS217-746	RS227-746

		Fasszange, gewellt, mit Zähnen, einfach beweglich, Ø 5 mm <i>Grasping forceps, rippled, with teeth, single action, Ø 5 mm</i>				
330 mm	RS000-547	RS115-547	RS125-547	RS135-547	RS215-547	RS225-547
450 mm	RS000-747	RS117-747	RS127-747	RS137-747	RS217-747	RS227-747

		Fasszange, gewellt, mit Zähnen, doppelbeweglich, Ø 5 mm <i>Grasping forceps, rippled, with teeth, double action, Ø 5 mm</i>				
330 mm	RS000-548	RS115-548	RS125-548	RS135-548	RS215-548	RS225-548
450 mm	RS000-748	RS117-748	RS127-748	RS137-748	RS217-748	RS227-748

		Fasszange, gewellt, Löffelform, einfach beweglich, Ø 5 mm <i>Grasping forceps, rippled, spoon shape, single action, Ø 5 mm</i>				
330 mm	RS000-549	RS115-549	RS125-549	RS135-549	RS215-549	RS225-549
450 mm	RS000-749	RS117-749	RS127-749	RS137-749	RS217-749	RS227-749

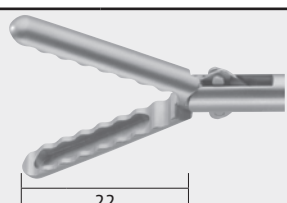
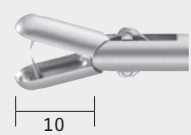




## Fass- und Probeexzisionszangen *Grasping and Biopsy Forceps*

**5**  
mm

### GRIFF, allein – HANDLE only

				
Bestell-Nr. <i>Ordering no.</i>	Bestell-Nr. <i>Ordering no.</i>	Bestell-Nr. <i>Ordering no.</i>	Bestell-Nr. <i>Ordering no.</i>	Bestell-Nr. <i>Ordering no.</i>
RS110-000	RS120-000	RS130-000	RS210-000	RS220-000

Mauleinsatz, allein <i>Jaw insert, only</i>		ZANGE, komplett <i>FORCEPS, complete</i>				
Länge <i>Length</i>	Bestell-Nr. <i>Ordering no.</i>	Bestell-Nr. <i>Ordering no.</i>	Bestell-Nr. <i>Ordering no.</i>	Bestell-Nr. <i>Ordering no.</i>	Bestell-Nr. <i>Ordering no.</i>	Bestell-Nr. <i>Ordering no.</i>
		Fasszange, gewellt, Löffelform, doppelbeweglich, Ø 5 mm <i>Grasping forceps, rippled, spoon shape, double action, Ø 5 mm</i>				
330 mm	RS000-550	RS115-550	RS125-550	RS135-550	RS215-550	RS225-550
450 mm	RS000-750	RS117-750	RS127-750	RS137-750	RS217-750	RS227-750
		Probeexzisionszange, Löffelmaul mit Dorn, doppelbeweglich, Ø 5 mm <i>Biopsy forceps, spoon jaw with pin, double action, Ø 5 mm</i>				
330 mm	RS000-552	RS115-552	RS125-552	RS135-552	RS215-552	RS225-552
450 mm	RS000-752	RS117-752	RS127-752	RS137-752	RS217-752	RS227-752
		Probeexzisionszange, Löffelmaul, doppelbeweglich, Ø 5 mm <i>Biopsy forceps, spoon jaw, double action, Ø 5 mm</i>				
330 mm	RS000-553	RS115-553	RS125-553	RS135-553	RS215-553	RS225-553
450 mm	RS000-753	RS117-753	RS127-753	RS137-753	RS217-753	RS227-753
		Probeexzisionszange, Weil-Blakesley, einfach beweglich, Ø 5 mm <i>Biopsy forceps, Weil-Blakesley, single action, Ø 5 mm</i>				
330 mm	RS000-554	RS115-554	RS125-554	RS135-554	RS215-554	RS225-554
450 mm	RS000-754	RS117-754	RS127-754	RS137-754	RS217-754	RS227-754

## Fass- und Probeexzisionszangen *Grasping and Biopsy Forceps*

**5**  
mm


### GRIFF, allein – HANDLE only

				
Bestell-Nr. <i>Ordering no.</i>	Bestell-Nr. <i>Ordering no.</i>	Bestell-Nr. <i>Ordering no.</i>	Bestell-Nr. <i>Ordering no.</i>	Bestell-Nr. <i>Ordering no.</i>
RS110-000	RS120-000	RS130-000	RS210-000	RS220-000

### Mauleinsatz, allein *Jaw insert, only*


### ZANGE, komplett *FORCEPS, complete*

Länge <i>Length</i>	Bestell-Nr. <i>Ordering no.</i>	Bestell-Nr. <i>Ordering no.</i>	Bestell-Nr. <i>Ordering no.</i>	Bestell-Nr. <i>Ordering no.</i>	Bestell-Nr. <i>Ordering no.</i>	Bestell-Nr. <i>Ordering no.</i>
------------------------	------------------------------------	------------------------------------	------------------------------------	------------------------------------	------------------------------------	------------------------------------



Probeexzisionszange, durchschneidend, einfach beweglich, Ø 5 mm  
*Biopsy forceps, through-cutting, single action, Ø 5 mm*

330 mm	RS000-555	RS115-555	RS125-555	RS135-555	RS215-555	RS225-555
450 mm	RS000-755	RS117-755	RS127-755	RS137-755	RS217-755	RS227-755



Fasszange, glatt, doppelbeweglich, Ø 5 mm  
*Grasping forceps, smooth, double action, Ø 5 mm*

330 mm	RS000-558	RS115-558	RS125-558	RS135-558	RS215-558	RS225-558
450 mm	RS000-758	RS117-758	RS127-758	RS137-758	RS217-758	RS227-758



Fasszange, glatt, stumpf, doppelbeweglich, Ø 5 mm  
*Grasping forceps, smooth, blunt, double action, Ø 5 mm*

330 mm	RS000-559	RS115-559	RS125-559	RS135-559	RS215-559	RS225-559
450 mm	RS000-759	RS117-759	RS127-759	RS137-759	RS217-759	RS227-759



Fasszange, gerieft, doppelbeweglich, Ø 5 mm  
*Grasping forceps, grooved, double action, Ø 5 mm*





330 mm	RS000-560	RS115-560	RS125-560	RS135-560	RS215-560	RS225-560
450 mm	RS000-760	RS117-760	RS127-760	RS137-760	RS217-760	RS227-760

## Präparier- und Faszangen Dissecting and Grasping Forceps

**5**  
mm

### GRIFF, allein – HANDLE only

				
Bestell-Nr. <i>Ordering no.</i>	Bestell-Nr. <i>Ordering no.</i>	Bestell-Nr. <i>Ordering no.</i>	Bestell-Nr. <i>Ordering no.</i>	Bestell-Nr. <i>Ordering no.</i>
RS110-000	RS120-000	RS130-000	RS210-000	RS220-000

Mauleinsatz, allein <i>Jaw insert, only</i>		ZANGE, komplett <i>FORCEPS, complete</i>				
Länge <i>Length</i>	Bestell-Nr. <i>Ordering no.</i>	Bestell-Nr. <i>Ordering no.</i>	Bestell-Nr. <i>Ordering no.</i>	Bestell-Nr. <i>Ordering no.</i>	Bestell-Nr. <i>Ordering no.</i>	Bestell-Nr. <i>Ordering no.</i>
		Präparier- und Faszange, Reddick-Olsen, starkes Modell, doppelbeweglich, Ø 5 mm <i>Dissecting and grasping forceps, Reddick-Olsen, strong model, double action, Ø 5 mm</i>				
330 mm	RS000-561	RS115-561	RS125-561	RS135-561	RS215-561	RS225-561
450 mm	RS000-761	RS117-761	RS127-761	RS137-761	RS217-761	RS227-761
		Präparier- und Faszange, Reddick-Olsen, feines Modell, doppelbeweglich, Ø 5 mm <i>Dissecting and grasping forceps, Reddick-Olsen, fine model, double action, Ø 5 mm</i>				
330 mm	RS000-562	RS115-562	RS125-562	RS135-562	RS215-562	RS225-562
450 mm	RS000-762	RS117-762	RS127-762	RS137-762	RS217-762	RS227-762
		Faszange, gefenstert, doppelbeweglich, Ø 5 mm <i>Grasping forceps, fenestrated, double action, Ø 5 mm</i>				
330 mm	RS000-564	RS115-564	RS125-564	RS135-564	RS215-564	RS225-564
450 mm	RS000-764	RS117-764	RS127-764	RS137-764	RS217-764	RS227-764
		Hunter Darmfaszange, atraumatisch, gefenstert, doppelbeweglich, Ø 5 mm <i>Hunter Bowel Grasping, atraumatic, fenestrated, double action, Ø 5 mm</i>				
330 mm	RS000-565	RS115-565	RS125-565	RS135-565	RS215-565	RS225-565
450 mm	RS000-765	RS117-765	RS127-765	RS137-765	RS217-765	RS227-765

## Präparier- und Faszangen Dissecting and Grasping Forceps

**5**  
mm


### GRIFF, allein – HANDLE only

				
Bestell-Nr. <i>Ordering no.</i>	Bestell-Nr. <i>Ordering no.</i>	Bestell-Nr. <i>Ordering no.</i>	Bestell-Nr. <i>Ordering no.</i>	Bestell-Nr. <i>Ordering no.</i>
RS110-000	RS120-000	RS130-000	RS210-000	RS220-000

### Mauleinsatz, allein Jaw insert, only


### ZANGE, komplett FORCEPS, complete

Länge <i>Length</i>	Bestell-Nr. <i>Ordering no.</i>	Bestell-Nr. <i>Ordering no.</i>	Bestell-Nr. <i>Ordering no.</i>	Bestell-Nr. <i>Ordering no.</i>	Bestell-Nr. <i>Ordering no.</i>	Bestell-Nr. <i>Ordering no.</i>
------------------------	------------------------------------	------------------------------------	------------------------------------	------------------------------------	------------------------------------	------------------------------------




Präparier- und Faszange, besonders fein gerieft, einfach beweglich, Ø 5 mm  
*Dissecting and grasping forceps, extra fine grooving, single action, Ø 5 mm*

330 mm	RS000-566	RS115-566	RS125-566	RS135-566	RS215-566	RS225-566
450 mm	RS000-766	RS117-766	RS127-766	RS137-766	RS217-766	RS227-766




Präparier- und Faszange, besonders fein gerieft, doppelbeweglich, Ø 5 mm  
*Dissecting and grasping forceps, extra fine grooving, double action, Ø 5 mm*

330 mm	RS000-567	RS115-567	RS125-567	RS135-567	RS215-567	RS225-567
450 mm	RS000-767	RS117-767	RS127-767	RS137-767	RS217-767	RS227-767



Präparier- und Faszange, besonders fein gerieft, einfach beweglich, Ø 5 mm  
*Dissecting and grasping forceps, extra fine grooving, single action, Ø 5 mm*

330 mm	RS000-568	RS115-568	RS125-568	RS135-568	RS215-568	RS225-568
450 mm	RS000-768	RS117-768	RS127-768	RS137-768	RS217-768	RS227-768



Präparier- und Faszange, besonders fein gerieft, doppelbeweglich, Ø 5 mm  
*Dissecting and grasping forceps, extra fine grooving, double action, Ø 5 mm*

330 mm	RS000-569	RS115-569	RS125-569	RS135-569	RS215-569	RS225-569
450 mm	RS000-769	RS117-769	RS127-769	RS137-769	RS217-769	RS227-769


## Nadelhalter Needle Holder

**5**  
mm


### GRIFF, allein – HANDLE only

				
Bestell-Nr. Ordering no.	Bestell-Nr. Ordering no.	Bestell-Nr. Ordering no.	Bestell-Nr. Ordering no.	Bestell-Nr. Ordering no.
RS110-000	RS120-000	RS130-000	RS210-000	RS220-000

Mauleinsatz, allein Jaw insert, only		NADELHALTER, komplett NEEDLE HOLDER, complete				
Länge Length	Bestell-Nr. Ordering no.	Bestell-Nr. Ordering no.	Bestell-Nr. Ordering no.	Bestell-Nr. Ordering no.	Bestell-Nr. Ordering no.	Bestell-Nr. Ordering no.

	Nadelhalter, gebogen, kreuzgerieft, einfach beweglich, Ø 5 mm Zur Verwendung in Kombination mit Trokarhülse $\geq$ Ø 8 mm Needle holder, curved, cross-serrated, single action, Ø 5 mm For use in combination with trocar sheath $\geq$ Ø 8 mm					
330 mm	RS000-576	RS115-576	RS125-576	RS135-576	RS215-576	RS225-576
450 mm	RS000-776	RS117-776	RS127-776	RS137-776	RS217-776	RS227-776

		Nadelhalter, gerade, mit Hartmetalleinsätzen, kreuzgerieft, feines Modell, einfach beweglich, Ø 5 mm Needle holder, straight, with hard metal inserts, cross-serrated, fine pattern, single action, Ø 5 mm				
330 mm	RS000-578	RS115-578	RS125-578	RS135-578	RS215-578	RS225-578
450 mm	RS000-778	RS117-778	RS127-778	RS137-778	RS217-778	RS227-778

	Nadelhalter, gerade, kreuzgerieft, starkes Modell, einfach beweglich, Ø 5 mm Needle holder, straight, cross-serrated, strong model, single action, Ø 5 mm					
330 mm	RS000-580	RS115-580	RS125-580	RS135-580	RS215-580	RS225-580
450 mm	RS000-780	RS117-780	RS127-780	RS137-780	RS217-780	RS227-780

## Scheren Scissors

**5**  
mm

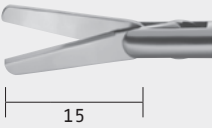
### GRIFF, allein – HANDLE only


	
Bestell-Nr. <i>Ordering no.</i>	Bestell-Nr. <i>Ordering no.</i>
RS110-000	RS220-000

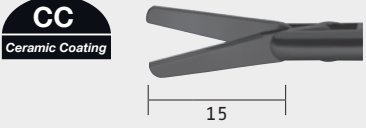
### Mauleinsatz, allein Jaw insert, only


### SCHERE, komplett SCISSORS, complete

Länge <i>Length</i>	Bestell-Nr. <i>Ordering no.</i>	Bestell-Nr. <i>Ordering no.</i>	Bestell-Nr. <i>Ordering no.</i>
------------------------	------------------------------------	------------------------------------	------------------------------------

	Schiere, gerade, doppelbeweglich, Ø 5 mm <i>Scissors, straight, double action, Ø 5 mm</i>		
330 mm	RS000-585	RS115-585	RS225-585
450 mm	RS000-785	RS117-785	RS227-785

	Peritonealschere, gerade, gezahnt, einfach beweglich, Ø 5 mm <i>Peritoneum scissors, straight, serrated, single action, Ø 5 mm</i>		
330 mm	RS000-586	RS115-586	RS225-586
450 mm	RS000-786	RS117-786	RS227-786


	Schiere, mit Keramikbeschichtung, gerade, doppelbeweglich, Ø 5 mm <i>Scissors, ceramic coated, straight, double action, Ø 5 mm</i>		
330 mm	RS000-585CC	RS115-585CC	RS225-585CC
450 mm	RS000-785CC	RS117-785CC	RS227-785CC

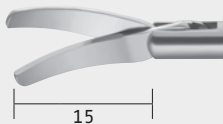


	Peritonealschere, mit Keramikbeschichtung, gezahnt, einfach beweglich, Ø 5 mm <i>Peritoneum scissors, ceramic coated, serrated, single action, Ø 5 mm</i>		
330 mm	RS000-586CC	RS115-586CC	RS225-586CC
450 mm	RS000-786CC	RS117-786CC	RS227-786CC

## Scheren Scissors

**5**  
mm

### GRIFF, allein – HANDLE only



	
Bestell-Nr. <i>Ordering no.</i>	Bestell-Nr. <i>Ordering no.</i>
RS110-000	RS220-000

Mauleinsatz, allein <i>Jaw insert, only</i>		SCHERE, komplett <i>SCISSORS, complete</i>	
Länge <i>Length</i>	Bestell-Nr. <i>Ordering no.</i>	Bestell-Nr. <i>Ordering no.</i>	Bestell-Nr. <i>Ordering no.</i>
		Schere, Metzenbaum, links gebogen, Standard, doppelbeweglich, Ø 5 mm <i>Scissors, Metzenbaum, curved left, standard, double action, Ø 5 mm</i>	
330 mm	RS000-590	RS115-590	RS225-590
450 mm	RS000-790	RS117-790	RS227-790
		Schere, Metzenbaum, links gebogen, kurzes Modell, doppelbeweglich, Ø 5 mm <i>Scissors, Metzenbaum, curved left, short pattern, double action, Ø 5 mm</i>	
330 mm	RS000-591	RS115-591	RS225-591
450 mm	RS000-791	RS117-791	RS227-791
		Schere, Metzenbaum, links gebogen, Standard, gezahnt, doppelbeweglich, Ø 5 mm <i>Scissors, Metzenbaum, curved left, standard, serrated, double action, Ø 5 mm</i>	
330 mm	RS000-592	RS115-592	RS225-592
450 mm	RS000-792	RS117-792	RS227-792

## Scheren Scissors

**5**  
mm


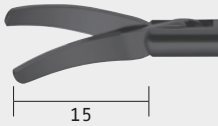
### GRIFF, allein – HANDLE only


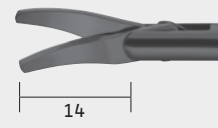
	
<b>Bestell-Nr. Ordering no.</b>	<b>Bestell-Nr. Ordering no.</b>
RS110-000	RS220-000



### Mauleinsatz, allein Jaw insert, only

### SCHERE, komplett SCISSORS, complete

Länge Length	Bestell-Nr. Ordering no.	Bestell-Nr. Ordering no.	Bestell-Nr. Ordering no.
-----------------	-----------------------------	-----------------------------	-----------------------------

		Schere, Metzenbaum, mit Keramikbeschichtung, links gebogen, Standard, doppelbeweglich, Ø 5 mm <i>Scissors, Metzenbaum, ceramic coated, curved left, standard, double action, Ø 5 mm</i>	
330 mm	RS000-590CC	RS115-590CC	RS225-590CC
450 mm	RS000-790CC	RS117-790CC	RS227-790CC

		Schere, Metzenbaum, mit Keramikbeschichtung, links gebogen, kurzes Modell, doppelbeweglich, Ø 5 mm <i>Scissors, Metzenbaum, ceramic coated, curved left, short model, double action, Ø 5 mm</i>	
330 mm	RS000-591CC	RS115-591CC	RS225-591CC
450 mm	RS000-791CC	RS117-791CC	RS227-791CC


		Schere, Metzenbaum, mit Keramikbeschichtung, links gebogen, Standard, gezahnt, doppelbeweglich, Ø 5 mm <i>Scissors, Metzenbaum, ceramic coated, curved left, standard, serrated, double action, Ø 5 mm</i>	
330 mm	RS000-592CC	RS115-592CC	RS225-592CC
450 mm	RS000-792CC	RS117-792CC	RS227-792CC


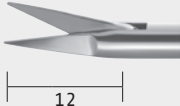

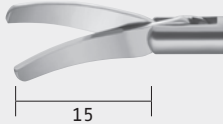


## Scheren Scissors

**5**  
mm

### GRIFF, allein – HANDLE only



	
Bestell-Nr. <i>Ordering no.</i>	Bestell-Nr. <i>Ordering no.</i>
RS110-000	RS220-000

Mauleinsatz, allein <i>Jaw insert, only</i>		SCHERE, komplett <i>SCISSORS, complete</i>	
Länge <i>Length</i>	Bestell-Nr. <i>Ordering no.</i>	Bestell-Nr. <i>Ordering no.</i>	Bestell-Nr. <i>Ordering no.</i>
		Hakenschere, einfach beweglich, Ø 5 mm <i>Hook scissors, single action, Ø 5 mm</i>	
330 mm	RS000-593	RS115-593	RS225-593
450 mm	RS000-793	RS117-793	RS227-793
		Mikroschere, gerade, einfach beweglich, Ø 5 mm <i>Micro scissors, straight, single action, Ø 5 mm</i>	
330 mm	RS000-596	RS115-596	RS225-596
450 mm	RS000-796	RS117-796	RS227-796
		Mikroschere, gebogen, einfach beweglich, Ø 5 mm <i>Micro scissors, curved, single action, Ø 5 mm</i>	
330 mm	RS000-597	RS115-597	RS225-597
450 mm	RS000-797	RS117-797	RS227-797
		Schere, Metzenbaum, mit Hartmetalleinsatz, links gebogen, Standard, doppelbeweglich, Ø 5 mm <i>Scissors, Metzenbaum, with hard metal inserts, curved left, standard, double action, Ø 5 mm</i>	
330 mm	RS000-590TC	RS115-590TC	RS225-590TC
450 mm	RS000-790TC	RS117-790TC	RS227-790TC

## Scheren Scissors

**5**  
mm



### GRIFF, allein – HANDLE only



	
Bestell-Nr. <i>Ordering no.</i>	Bestell-Nr. <i>Ordering no.</i>
RS110-000	RS220-000



### Mauleinsatz, allein Jaw insert, only



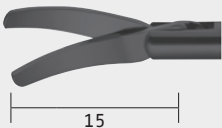
### SCHERE, komplett SCISSORS, complete

Länge <i>Length</i>	Bestell-Nr. <i>Ordering no.</i>	Bestell-Nr. <i>Ordering no.</i>	Bestell-Nr. <i>Ordering no.</i>
------------------------	------------------------------------	------------------------------------	------------------------------------

	 13	Hakenschere, mit Keramikbeschichtung, einfach beweglich, Ø 5 mm <i>Hook scissors, ceramic coated, single action, Ø 5 mm</i>	
330 mm	RS000-593CC	RS115-593CC	RS225-593CC
450 mm	RS000-793CC	RS117-793CC	RS227-793CC

	 12	Mikroschere, mit Keramikbeschichtung, gerade, einfach beweglich, Ø 5 mm <i>Micro scissors, ceramic coated, straight, single action, Ø 5 mm</i>	
330 mm	RS000-596CC	RS115-596CC	RS225-596CC
450 mm	RS000-796CC	RS117-796CC	RS227-796CC

	 12	Mikroschere, mit Keramikbeschichtung, gebogen, einfach beweglich, Ø 5 mm <i>Micro scissors, ceramic coated, curved, single action, Ø 5 mm</i>	
330 mm	RS000-597CC	RS115-597CC	RS225-597CC
450 mm	RS000-797CC	RS117-797CC	RS227-797CC

 	 15	Schere, Metzenbaum, mit Keramikbeschichtung und Hartmetalleinsatz, links gebogen, Standard, doppelbeweglich, Ø 5 mm <i>Scissors, Metzenbaum, ceramic coated and hard metal insert, curved left, standard, double action, Ø 5 mm</i>	
330 mm	RS000-590TC/CC	RS115-590TC/CC	RS225-590TC/CC
450 mm	RS000-790TC/CC	RS117-790TC/CC	RS227-790TC/CC


# LAPAROSCOPY INSTRUMENTS

## Multifunktionales LAP Instrument, Piraña Cut *Multifunctional LAP Instrument, Piraña Cut*

**5**  
mm

### GRIFF, allein – HANDLE only

		
Bestell-Nr. <i>Ordering no.</i>	Bestell-Nr. <i>Ordering no.</i>	Bestell-Nr. <i>Ordering no.</i>
RS110-000	RS130-000	RS220-000

Mauleinsatz, allein <i>Jaw insert, only</i>		SCHERE, komplett <i>SCISSORS, complete</i>		
Länge <i>Length</i>	Bestell-Nr. <i>Ordering no.</i>	Bestell-Nr. <i>Ordering no.</i>	Bestell-Nr. <i>Ordering no.</i>	Bestell-Nr. <i>Ordering no.</i>
		Multifunktionale Zange Piraña Cut, 1:2 Zähne, doppelbeweglich, Ø 5 mm <i>Multifunctional Forceps Piraña Cut, 1:2 teeth, double action, Ø 5 mm</i>		
330 mm	RS000-595	RS115-595	RS135-595	RS225-595
450 mm	RS000-795	RS117-795	RS137-795	RS227-795


## Fasszangen Grasping Forceps


**10**  
mm


### GRIFF, allein – HANDLE only


				
Bestell-Nr. <i>Ordering no.</i>	Bestell-Nr. <i>Ordering no.</i>	Bestell-Nr. <i>Ordering no.</i>	Bestell-Nr. <i>Ordering no.</i>	Bestell-Nr. <i>Ordering no.</i>
RS110-000	RS120-000	RS130-000	RS210-000	RS220-000

Mauleinsatz, allein <i>Jaw insert, only</i>		ZANGE, komplett <i>FORCEPS, complete</i>				
Länge <i>Length</i>	Bestell-Nr. <i>Ordering no.</i>	Bestell-Nr. <i>Ordering no.</i>	Bestell-Nr. <i>Ordering no.</i>	Bestell-Nr. <i>Ordering no.</i>	Bestell-Nr. <i>Ordering no.</i>	Bestell-Nr. <i>Ordering no.</i>

	Fasszange, Alligator, doppelbeweglich, Ø 10 mm <i>Grasping forceps, Alligator, double action, Ø 10 mm</i>					
330 mm	RS000-901	RS119-901	RS129-901	RS139-901	RS219-901	RS229-901
450 mm	RS000-101	RS111-101	RS121-101	RS131-101	RS211-101	RS221-101

	Krallengreifer, 2x3 Zähne, einfach beweglich, Ø 10 mm <i>Claw grasping forceps, 2x3 teeth, single action, Ø 10 mm</i>					
330 mm	RS000-905	RS119-905	RS129-905	RS139-905	RS219-905	RS229-905
450 mm	RS000-105	RS111-105	RS121-105	RS131-105	RS211-105	RS221-105

	Löffelzange, einfach beweglich, Ø 10 mm <i>Spoon forceps, single action, Ø 10 mm</i>					
330 mm	RS000-907	RS119-907	RS129-907	RS139-907	RS219-907	RS229-907
450 mm	RS000-107	RS111-107	RS121-107	RS131-107	RS211-107	RS221-107





	Löffelzange, einfach beweglich, Ø 10 mm <i>Spoon forceps, single action, Ø 10 mm</i>					
330 mm	RS000-908	RS119-908	RS129-908	RS139-908	RS219-908	RS229-908
450 mm	RS000-108	RS111-108	RS121-108	RS131-108	RS211-108	RS221-108

## Präparier- und Faszangen Dissecting and Grasping Forceps

**10**  
mm

### GRIFF, allein – HANDLE only


				
Bestell-Nr. <i>Ordering no.</i>	Bestell-Nr. <i>Ordering no.</i>	Bestell-Nr. <i>Ordering no.</i>	Bestell-Nr. <i>Ordering no.</i>	Bestell-Nr. <i>Ordering no.</i>
RS110-000	RS120-000	RS130-000	RS210-000	RS220-000

Mauleinsatz, allein <i>Jaw insert, only</i>		ZANGE, komplett <i>FORCEPS, complete</i>				
Länge <i>Length</i>	Bestell-Nr. <i>Ordering no.</i>	Bestell-Nr. <i>Ordering no.</i>	Bestell-Nr. <i>Ordering no.</i>	Bestell-Nr. <i>Ordering no.</i>	Bestell-Nr. <i>Ordering no.</i>	Bestell-Nr. <i>Ordering no.</i>
		Präparier- und Faszange, Maryland, doppelbeweglich, Ø 10 mm <i>Dissecting and grasping forceps, Maryland, double action, Ø 10 mm</i>				
330 mm	RS000-912	RS119-912	RS129-912	RS139-912	RS219-912	RS229-912
450 mm	RS000-112	RS111-112	RS121-112	RS131-112	RS211-112	RS221-112
		Präparier- und Faszange, Mixer, doppelbeweglich, Ø 10 mm <i>Dissecting and grasping forceps, Mixer, double action, Ø 10 mm</i>				
330 mm	RS000-914	RS119-914	RS129-914	RS139-914	RS219-914	RS229-914
450 mm	RS000-114	RS111-114	RS121-114	RS131-114	RS211-114	RS221-114
		Präparier- und Faszange, lang, gebogen, einfach beweglich, Ø 10 mm <i>Dissecting and grasping forceps, long, curved, single action, Ø 10 mm</i>				
330 mm	RS000-918	RS119-918	RS129-918	RS139-918	RS219-918	RS229-918
450 mm	RS000-118	RS111-118	RS121-118	RS131-118	RS211-118	RS221-118
		Faszange mit Löffel, doppelbeweglich, Ø 10 mm <i>Grasping forceps with spoon, double action, Ø 10 mm</i>				
330 mm	RS000-921	RS119-921	RS129-921	RS139-921	RS219-921	RS229-921
450 mm	RS000-121	RS111-121	RS121-121	RS131-121	RS211-121	RS221-121

## Fasszangen Grasping Forceps


**10**  
mm


### GRIFF, allein – HANDLE only

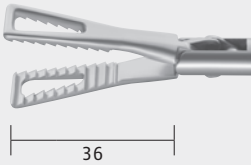
				
Bestell-Nr. <i>Ordering no.</i>	Bestell-Nr. <i>Ordering no.</i>	Bestell-Nr. <i>Ordering no.</i>	Bestell-Nr. <i>Ordering no.</i>	Bestell-Nr. <i>Ordering no.</i>
RS110-000	RS120-000	RS130-000	RS210-000	RS220-000


### Mauleinsatz, allein Jaw insert, only

### ZANGE, komplett FORCEPS, complete

Länge <i>Length</i>	Bestell-Nr. <i>Ordering no.</i>	Bestell-Nr. <i>Ordering no.</i>	Bestell-Nr. <i>Ordering no.</i>	Bestell-Nr. <i>Ordering no.</i>	Bestell-Nr. <i>Ordering no.</i>	Bestell-Nr. <i>Ordering no.</i>
 63		Fasszange, oval, gefenstert, fein gerieft, doppelbeweglich, Ø 10 mm <i>Grasping forceps, oval, fenestrated, fine grooving, double action, Ø 10 mm</i>				
330 mm	RS000-923	RS119-923	RS129-923	RS139-923	RS219-923	RS229-923
450 mm	RS000-123	RS111-123	RS121-123	RS131-123	RS211-123	RS221-123

 40		Fasszange, starkes Modell, doppelbeweglich, Ø 10 mm <i>Grasping forceps, strong model, double action, Ø 10 mm</i>				
330 mm	RS000-928	RS119-928	RS129-928	RS139-928	RS219-928	RS229-928
450 mm	RS000-128	RS111-128	RS121-128	RS131-128	RS211-128	RS221-128

 36		Fasszange, Pennington-Alligator, gerieft, doppelbeweglich, Ø 10 mm <i>Grasping forceps, Pennington-Alligator, grooved, double action, Ø 10 mm</i>				
330 mm	RS000-930	RS119-930	RS129-930	RS139-930	RS219-930	RS229-930
450 mm	RS000-130	RS111-130	RS121-130	RS131-130	RS211-130	RS221-130

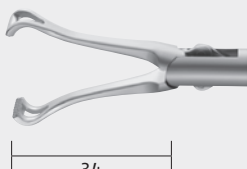
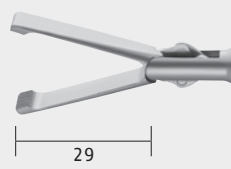
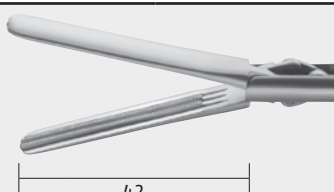
 36		Fasszange, Duval, doppelbeweglich, Ø 10 mm <i>Grasping forceps, Duval, double action, Ø 10 mm</i>				
330 mm	RS000-932	RS119-932	RS129-932	RS139-932	RS219-932	RS229-932
450 mm	RS000-132	RS111-132	RS121-132	RS131-132	RS211-132	RS221-132

## Fasszangen Grasping Forceps

**10**  
mm

### GRIF, allein – HANDLE only

				
Bestell-Nr. Ordering no.	Bestell-Nr. Ordering no.	Bestell-Nr. Ordering no.	Bestell-Nr. Ordering no.	Bestell-Nr. Ordering no.
RS110-000	RS120-000	RS130-000	RS210-000	RS220-000

Mauleinsatz, allein Jaw insert, only		ZANGE, komplett FORCEPS, complete				
Länge Length	Bestell-Nr. Ordering no.	Bestell-Nr. Ordering no.	Bestell-Nr. Ordering no.	Bestell-Nr. Ordering no.	Bestell-Nr. Ordering no.	Bestell-Nr. Ordering no.
		Fasszange, Babcock, doppelbeweglich, Ø 10 mm Grasping forceps, Babcock, double action, Ø 10 mm				
330 mm	RS000-934	RS119-934	RS129-934	RS139-934	RS219-934	RS229-934
450 mm	RS000-134	RS111-134	RS121-134	RS131-134	RS211-134	RS221-134
		Fasszange, Allis, doppelbeweglich, Ø 10 mm Grasping forceps, Allis, double action, Ø 10 mm				
330 mm	RS000-937	RS119-937	RS129-937	RS139-937	RS219-937	RS229-937
450 mm	RS000-137	RS111-137	RS121-137	RS131-137	RS211-137	RS221-137
		Fasszange, DeBakey, doppelbeweglich, Ø 10 mm Grasping forceps, DeBakey, double action, Ø 10 mm				
330 mm	RS000-941	RS119-941	RS129-941	RS139-941	RS219-941	RS229-941
450 mm	RS000-141	RS111-141	RS121-141	RS131-141	RS211-141	RS221-141

## Fasszangen Grasping Forceps


**10**  
mm

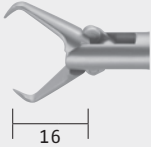
### GRIFF, allein – HANDLE only


				
Bestell-Nr. <i>Ordering no.</i>	Bestell-Nr. <i>Ordering no.</i>	Bestell-Nr. <i>Ordering no.</i>	Bestell-Nr. <i>Ordering no.</i>	Bestell-Nr. <i>Ordering no.</i>
RS110-000	RS120-000	RS130-000	RS210-000	RS220-000

### Mauleinsatz, allein Jaw insert, only

### ZANGE, komplett FORCEPS, complete

Länge <i>Length</i>	Bestell-Nr. <i>Ordering no.</i>	Bestell-Nr. <i>Ordering no.</i>	Bestell-Nr. <i>Ordering no.</i>	Bestell-Nr. <i>Ordering no.</i>	Bestell-Nr. <i>Ordering no.</i>	Bestell-Nr. <i>Ordering no.</i>
		Fasszange, DeBakey, doppelbeweglich, Ø 10 mm <i>Grasping forceps, DeBakey, double action, Ø 10 mm</i>				
330 mm	RS000-943	RS119-943	RS129-943	RS139-943	RS219-943	RS229-943
450 mm	RS000-143	RS111-143	RS121-143	RS131-143	RS211-143	RS221-143

		Hakenzange, doppelbeweglich, Ø 10 mm <i>Hook forceps, double action, Ø 10 mm</i>				
330 mm	RS000-948	RS119-948	RS129-948	RS139-948	RS219-948	RS229-948
450 mm	RS000-148	RS111-148	RS121-148	RS131-148	RS211-148	RS221-148



		Fasszange, Dorsey, doppelbeweglich, Ø 10 mm <i>Grasping forceps, Dorsey, double action, Ø 10 mm</i>				
330 mm	RS000-954	RS119-954	RS129-954	RS139-954	RS219-954	RS229-954
450 mm	RS000-154	RS111-154	RS121-154	RS131-154	RS211-154	RS221-154

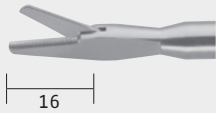


## Scheren Scissors

**10**  
mm

### GRIFF, allein – HANDLE only

	
Bestell-Nr. <i>Ordering no.</i>	Bestell-Nr. <i>Ordering no.</i>
RS110-000	RS220-000

Mauleinsatz, allein <i>Jaw insert, only</i>		SCHERE, komplett <i>ZANGE, complete</i>	
Länge <i>Length</i>	Bestell-Nr. <i>Ordering no.</i>	Bestell-Nr. <i>Ordering no.</i>	Bestell-Nr. <i>Ordering no.</i>
		Schere, gerade, einfach beweglich, Ø 10 mm <i>Scissors, straight, single action, Ø 10 mm</i>	
330 mm	RS000-985	RS119-985	RS229-985
450 mm	RS000-185	RS111-185	RS221-185

## Präparier- und Fasszangen Dissecting and Grasping Forceps





**3.5**  
mm

### GRIFF, allein – HANDLE only

				
Bestell-Nr. <i>Ordering no.</i>	Bestell-Nr. <i>Ordering no.</i>	Bestell-Nr. <i>Ordering no.</i>	Bestell-Nr. <i>Ordering no.</i>	Bestell-Nr. <i>Ordering no.</i>
RS110-000	RS120-000	RS130-000	RS210-000	RS220-000

### Mauleinsatz, allein Jaw insert, only

### ZANGE, komplett FORCEPS, complete

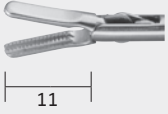
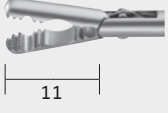


Länge Length	Bestell-Nr. Ordering no.	Bestell-Nr. Ordering no.	Bestell-Nr. Ordering no.	Bestell-Nr. Ordering no.	Bestell-Nr. Ordering no.	Bestell-Nr. Ordering no.
		Krallengreifer, 2x3 Zähne, einfach beweglich, Ø 3,5 mm <i>Claw grasping forceps, 2x3 teeth, single action, Ø 3.5 mm</i>				
250 mm	RS000-401	RS114-401	RS124-401	RS134-401	RS214-401	RS224-401
		Fasszange, Alligator, doppelbeweglich, Ø 3,5 mm <i>Grasping forceps, Alligator, double action, Ø 3.5 mm</i>				
250 mm	RS000-407	RS114-407	RS124-407	RS134-407	RS214-407	RS224-407
		Präparier- und Fasszange, Mixer, doppelbeweglich, Ø 3,5 mm <i>Dissecting and grasping forceps, Mixer, double action, Ø 3.5 mm</i>				
250 mm	RS000-420	RS114-420	RS124-420	RS134-420	RS214-420	RS224-420
		Präparier- und Fasszange, Maryland, Standard, gebogen, doppelbeweglich, Ø 3,5 mm <i>Dissecting and grasping forceps, Maryland, standard, curved, double action, Ø 3.5 mm</i>				
250 mm	RS000-425	RS114-425	RS124-425	RS134-425	RS214-425	RS224-425

## Fass- und Probeexzisionszangen Grasping and Biopsy Forceps

**3.5**  
mm

### GRIF, allein – HANDLE only

				
Bestell-Nr. <i>Ordering no.</i>	Bestell-Nr. <i>Ordering no.</i>	Bestell-Nr. <i>Ordering no.</i>	Bestell-Nr. <i>Ordering no.</i>	Bestell-Nr. <i>Ordering no.</i>
RS110-000	RS120-000	RS130-000	RS210-000	RS220-000

Mauleinsatz, allein <i>Jaw insert, only</i>		ZANGE, komplett <i>FORCEPS, complete</i>				
Länge <i>Length</i>	Bestell-Nr. <i>Ordering no.</i>	Bestell-Nr. <i>Ordering no.</i>	Bestell-Nr. <i>Ordering no.</i>	Bestell-Nr. <i>Ordering no.</i>	Bestell-Nr. <i>Ordering no.</i>	Bestell-Nr. <i>Ordering no.</i>
 11		Fasszange, DeBakey, atraumatisch, doppelbeweglich, Ø 3,5 mm <i>Grasping forceps, DeBakey, atraumatic, double action, Ø 3.5 mm</i>				
250 mm	RS000-431	RS114-431	RS124-431	RS134-431	RS214-431	RS224-431
 11		Fasszange, doppelbeweglich, Ø 3,5 mm <i>Grasping forceps, double action, Ø 3.5 mm</i>				
250 mm	RS000-435	RS114-435	RS124-435	RS134-435	RS214-435	RS224-435
 10		Probeexzisionszange, Weil-Blakesley, einfach beweglich, Ø 3,5 mm <i>Biopsy forceps, Weil-Blakesley, single action, Ø 3.5 mm</i>				
250 mm	RS000-454	RS114-454	RS124-454	RS134-454	RS214-454	RS224-454
 10		Fasszange, fein, gefenstert, doppelbeweglich, Ø 3,5 mm <i>Grasping forceps, fine, fenestrated, double action, Ø 3.5 mm</i>				
250 mm	RS000-463	RS114-463	RS124-463	RS134-463	RS214-463	RS224-463

## Nadelhalter Needle holder

**3.5**  
mm

### GRIFF, allein – HANDLE only


				
Bestell-Nr. <i>Ordering no.</i>	Bestell-Nr. <i>Ordering no.</i>	Bestell-Nr. <i>Ordering no.</i>	Bestell-Nr. <i>Ordering no.</i>	Bestell-Nr. <i>Ordering no.</i>
RS110-000	RS120-000	RS130-000	RS210-000	RS220-000

### Mauleinsatz, allein Jaw insert, only

### ZANGE, komplett FORCEPS, complete

Länge <i>Length</i>	Bestell-Nr. <i>Ordering no.</i>	Bestell-Nr. <i>Ordering no.</i>	Bestell-Nr. <i>Ordering no.</i>	Bestell-Nr. <i>Ordering no.</i>	Bestell-Nr. <i>Ordering no.</i>	Bestell-Nr. <i>Ordering no.</i>
------------------------	------------------------------------	------------------------------------	------------------------------------	------------------------------------	------------------------------------	------------------------------------

**TC**  
Hard Metal





Nadelhalter, feines Modell, gerade, mit Hartmetalleinsätzen, einfach beweglich, Ø 3,5 mm  
Needle holder, fine model, straight, with hard metal inserts, single action, Ø 3.5 mm

250 mm	RS000-464	RS114-464	RS124-464	RS134-464	RS214-464	RS224-464
--------	-----------	-----------	-----------	-----------	-----------	-----------

## Scheren Scissors

**3.5**  
mm

### GRIFF, allein – HANDLE only

	
Bestell-Nr. <i>Ordering no.</i>	Bestell-Nr. <i>Ordering no.</i>
RS110-000	RS220-000

Mauleinsatz, allein <i>Jaw insert, only</i>		SCHERE, komplett <i>ZANGE, complete</i>	
Länge <i>Length</i>	Bestell-Nr. <i>Ordering no.</i>	Bestell-Nr. <i>Ordering no.</i>	Bestell-Nr. <i>Ordering no.</i>
		Schiere, kurz, gerade, einfach beweglich, Ø 3,5 mm <i>Scissors, short, straight, single action, Ø 3.5 mm</i>	
250 mm	RS000-487	RS114-487	RS224-487
		Schiere, Metzenbaum, Standard, links gebogen, doppelbeweglich, Ø 3,5 mm <i>Scissors, Metzenbaum, standard, curved left, double action, Ø 3.5 mm</i>	
250 mm	RS000-490	RS114-490	RS224-490
		Hakenschiere, einfach beweglich, Ø 3,5 mm <i>Hook scissors, single action, Ø 3.5 mm</i>	
250 mm	RS000-493	RS114-493	RS224-493

Notizen – Notes:



LAPAROSCOPY



SUCTION / IRRIGATION

RUDOLF

LP81







### Saug-Spülrohr-Systeme


### Suction-Irrigation Tube Systems


**SAUG-SPÜLROHR** mit Schiebeventil und Schlauchanschluss  
**SUCTION-IRRIGATION TUBE** with sliding valve and tubing connection



Distales Ende <i>Distal end</i>	Nutzlänge <i>Working length</i>	Durchmesser <i>Diameter</i>	Bestell-Nr. <i>Ordering no.</i>
	330 mm	5 mm	LP310-021

**SAUG-SPÜLROHR** mit Trompetenventil, Luer-Lock-Anschluss  
**SUCTION-IRRIGATION TUBE** with trumpet valve, Luer-Lock Connection






Distales Ende <i>Distal end</i>	Nutzlänge <i>Working length</i>	Durchmesser <i>Diameter</i>	Optional <i>Optional</i>	Bestell-Nr. <i>Ordering no.</i>
	340 mm	5 mm	mit Laserführung <i>with laser guiding</i>	LP310-031
			ohne Laserführung <i>without laser guiding</i>	LP310-032

### Saug-Spülrohr-System


### Suction-Irrigation Tube System

**SAUG-SPÜLROHR-SET** bestehend aus Griff, 5 und 10 mm Rohre  
**SUCTION-IRRIGATION TUBE SET** consisting of handle, 5 and 10 mm tubes



Griff-Varianten / Rohre Handle types / tubes	Nutzlänge Working length	Durchmesser Rohr Diameter tube	Bemerkung Remarks	Bestell-Nr. Ordering no.
<b>SAUG-/SPÜLHANDGRIFF</b> mit Trompetenventil und Schlauchanschluss <b>SUCTION-IRRIGATION HANDLE</b> with trumpet valve and tubing connection 	-	-	Griff allein Handle only	LP310-205
	330 mm	5 + 10 mm	komplett complete	LP310-200
<b>ROHR</b> <b>TUBE</b> 	330 mm	5 mm	Rohr allein Tube only	LP310-201
		10 mm	Rohr allein Tube only	LP310-202

### Saug-Spülrohr-System Suction-Irrigation Tube System



Griff-Varianten Handle types		Bestell-Nr. Ordering no.
GRIFF allein, mit Trompetenventil und Luer-Lock-Anschluss <i>HANDLE only, with trumpet valve and Luer-Lock Connection</i>		LP310-501
GRIFF allein, mit Trompetenventil und Schlauchanschluss <i>HANDLE only, with trumpet valve and tubing connection</i>		LP310-502
GRIFF allein, mit Schiebeventil und Schlauchanschluss <i>HANDLE only, with sliding valve and tubing connection</i>		LP310-503




Rohr-Varianten für die Griffe LP310-501 bis LP310-503 Tube types for the handles LP310-501 to LP310-503	Nutzlänge Working length	Durchmesser Diameter	Bohrungen Holes	Bestell-Nr. Ordering no.
STANDARD RUNDLOCHSAUGER STANDARD SUCTION TUBE	330 mm	5 mm	4	LP310-510
	500 mm	5 mm	4	LP310-511
	330 mm	5 mm	16	LP310-518
RUNDLOCH-BIENENKORBSAUGER SUCTION TUBE	330 mm	5 mm	48	LP310-512
STUMPFER BIENENKORBSAUGER BLUNT SUCTION TUBE	330 mm	5 mm	48	LP310-513
	500 mm	5 mm	48	LP310-514
STUMPFER SAUGER BLUNT SUCTION TUBE	330 mm	5 mm	12	LP310-517
AQUA DISSEKTIONS-KANÜLE AQUA DISSECTOR CANNULA	330 mm	5 mm	-	LP310-516
PUNKTIONSNADLSAUGER PUNCTION NEEDLE SUCTION TUBE	330 mm	5 mm	-	LP310-515

### Saug-Spülrohr-System

### Suction-Irrigation Tube System

SAUG-SPÜLROHR-SYSTEM mit Schlauchanschluss  
 SUCTION-IRRIGATION TUBE SYSTEM with tubing connection



Griff-Varianten / Rohre Handle types / Tubes	Nutzlänge Working length	Durchmesser Diameter	Bemerkung Remarks	Bestell-Nr. Ordering no.
PISTOLENGRIFF mit Schiebeventil PISTOL HANDLE with sliding valve 	-	-	Griff allein Handle only	LP312-100
ROHR, allein TUBE, only 	340 mm	5 mm	Rohr allein Tube only	LP312-125
	340 mm	5 mm	komplett mit Rohr complete with tube	LP312-105
	340 mm	10 mm	Rohr allein Tube only	LP312-130
	340 mm	10 mm	komplett mit Rohr complete with tube	LP312-110
PUNKTIONSKANÜLE PUNCTION CANNULA 	330 mm	5 mm	Kanüle allein Cannula only	LP312-140
	330 mm	5 mm	komplett mit Punktionskanüle complete with punction cannula	LP312-115



LAPAROSCOPY



HF MONOPOLAR

RUDOLF

LP87



# LAPAROSCOPY

## HF MONOPOLAR


### Saug-Spülrohr-System

mit auswechselbaren HF-Elektroden, monopolar

### Suction-Irrigation Tube System

with interchangeable HF Electrodes, monopolar

SAUG-SPÜLROHR-SYSTEME  
SUCTION-IRRIGATION TUBE SYSTEMS



Griffvarianten  
Handle types

PISTOLENGRIFF, allein, mit Schlauchanschluss  
PISTOL HANDLE, only, with tubing connection



Bestell-Nr.  
Ordering no.

LP313-100

Rohr-Varianten  
Tube types

Nutzlänge  
Working length

Durchmesser  
Diameter

Bestell-Nr.  
Ordering no.

HAKEN-ELEKTRODE  
HOOK ELECTRODE



340 mm

5 mm

LP313-111

WINKEL-ELEKTRODE  
RIGHT ANGLE ELECTRODE



340 mm

5 mm

LP313-112

SPATEL-ELEKTRODE  
SPATULA ELECTRODE



340 mm

5 mm

LP313-113

KNOPF-ELEKTRODE  
BALLPOINT ELECTRODE



340 mm

5 mm

LP313-114

NADEL-ELEKTRODE  
NEEDLE ELECTRODE



330 mm

5 mm

LP313-117

# RUDOLF

LP89


### Elektroden mit Saugkanal






Luer-Lock-Anschluss, monopolar

### *Electrodes with Suction Channel*

*Luer-Lock connection, monopolar*







**ELEKTRODEN MIT SAUGKANAL, Luer-Lock-Anschluss**  
**ELECTRODES WITH SUCTION CHANNEL, Luer-Lock connection**







Rohr-Varianten <i>Tube types</i>	Nutzlänge <i>Working length</i>	Durchmesser <i>Diameter</i>	Bestell-Nr. <i>Ordering no.</i>
<b>HAKEN-ELEKTRODE</b> <b>HOOK ELECTRODE</b> 	330 mm	5 mm	LP320-311
<b>WINKEL-ELEKTRODE</b> <b>RIGHT ANGLE ELECTRODE</b> 	330 mm	5 mm	LP320-312
<b>SPATEL-ELEKTRODE</b> <b>SPATULA ELECTRODE</b> 	330 mm	5 mm	LP320-313
<b>KNOPF-ELEKTRODE</b> <b>BALLPOINT ELECTRODE</b> 	330 mm	5 mm	LP320-314
<b>NADEL-ELEKTRODE</b> <b>NEEDLE ELECTRODE</b> 	330 mm	5 mm	LP320-317



### Elektroden, monopolar Electrodes, monopolar

ELEKTRODEN, monopolar ELECTRODES, monopolar			
			
Rohr-Varianten Tube types	Nutzlänge Working length	Durchmesser Diameter	Bestell-Nr. Ordering no.
HAKEN-ELEKTRODE HOOK ELECTRODE	 330 mm	5 mm	LP320-061
	450 mm	5 mm	LP320-071
WINKEL-ELEKTRODE RIGHT ANGLE ELECTRODE	 330 mm	5 mm	LP320-062
	450 mm	5 mm	LP320-072
SPATEL-ELEKTRODE SPATULA ELECTRODE	 330 mm	5 mm	LP320-063
	450 mm	5 mm	LP320-073
KNOPF-ELEKTRODE BALLPOINT ELECTRODE	 330 mm	5 mm	LP320-064
	450 mm	5 mm	LP320-074
GRIFF, allein HANDLE, only			Bestell-Nr. Ordering no.
Zur Verwendung mit Elektroden LP320-061 bis LP320-074 To be used with electrodes LP320-061 to LP320-074			 LP320-050

ELEKTRODEN mit hochtemperaturfester Keramikspitze mit/ohne Saugrohr, monopolar ELECTRODE with high temperature resistant ceramic tip with/without suction tube, monopolar					
					
Rohr-Varianten Tube types	Nutzlänge Working length	Durchmesser Diameter	Saugrohr Suction tube		Bestell-Nr. Ordering no.
			ja - yes	nein - no	
ELEKTRODE MIT VERSTÄRKTEM HAKEN ELECTRODE WITH STRONG HOOK	 360 mm	5 mm		X	LP320-111
	360 mm	5 mm	X		LP320-131
ELEKTRODE MIT FEINEM HAKEN ELECTRODE WITH THIN HOOK	 360 mm	5 mm		X	LP320-112
	360 mm	5 mm	X		LP320-132
SPATEL-ELEKTRODE SPATULA ELECTRODE	 360 mm	5 mm		X	LP320-113
	360 mm	5 mm	X		LP320-133

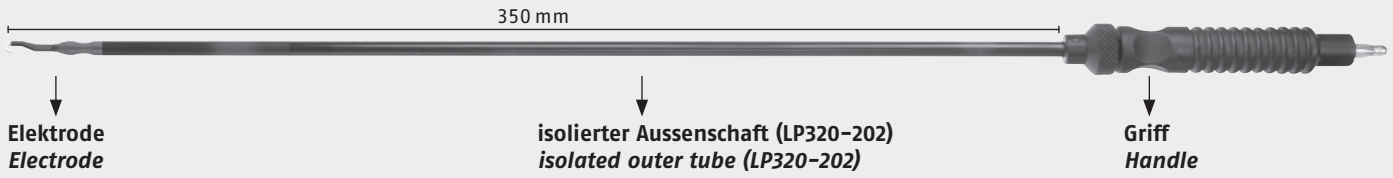
# LAPAROSCOPY







## HF MONOPOLAR

### Elektroden, monopolar mit auswechselbaren Spitzen

### *Electrodes, monopolar with exchangeable tips*




HANDGRIFF inkl. Spannschaft und Elektrode  
*HANDLE incl. shaft and electrode*



Bezeichnung <i>Description</i>	Durchmesser <i>Diameter</i>	Bestell-Nr. <i>Ordering no.</i>
HANDGRIFF inkl. Spannschaft <i>HANDLE incl. shaft</i>	5 mm	LP320-200
Zur Verwendung mit <i>To be used with</i>		
HAKEN-ELEKTRODE, wechselbar <i>HOOK-ELECTRODE, exchangeable</i>		5 mm LP320-210
WINKEL-ELEKTRODE, wechselbar <i>RIGHT ANGLE-ELECTRODE, exchangeable</i>		5 mm LP320-220
SPATEL-ELEKTRODE, wechselbar <i>SPATULA-ELECTRODE, exchangeable</i>		5 mm LP320-230
NADEL-ELEKTRODE, wechselbar <i>NEEDLE -ELECTRODE, exchangeable</i>		5 mm LP320-240
KUGEL-ELEKTRODE, wechselbar <i>BALL-ELECTRODE, exchangeable</i>		4 mm LP320-250
MESSER-ELEKTRODE, wechselbar <i>KNIFE-ELECTRODE, exchangeable</i>		5 mm LP320-260

### Sicherheitskabel, monopolar

### Safety Cables, monopolar

Bezeichnung Description	Länge Length	Bestell-Nr. Ordering no.
<p><b>ANSCHLUSSKABEL MIT SICHERHEITSHÜLSE</b> für RUDOLF / Berchtold / Martin und Erbe T-Geräte  <b>CABLE WITH SAFETY SLEEVE</b> for RUDOLF / Berchtold / Martin and Erbe T units</p> 	3,5 m	HF300-151
<p><b>ANSCHLUSSKABEL MIT SICHERHEITSHÜLSE</b> für Erbe ACC/ICC-Geräte  <b>CABLE WITH SAFETY SLEEVE</b> for Erbe ACC/ICC units</p> 	3,5 m	HF300-152
<p><b>ANSCHLUSSKABEL MIT SICHERHEITSHÜLSE</b> für Valleylab, Conmed, Bovie-Geräte  <b>CABLE WITH SAFETY SLEEVE</b> for Valleylab, Conmed, Bovie units</p> 	3,5 m	HF300-153

Notizen – Notes:



LAPAROSCOPY



HF BIPOLAR

RUDOLF

LP95



# LAPAROSCOPY

## HF BIPOLAR

### BILAP®-System, bipolar

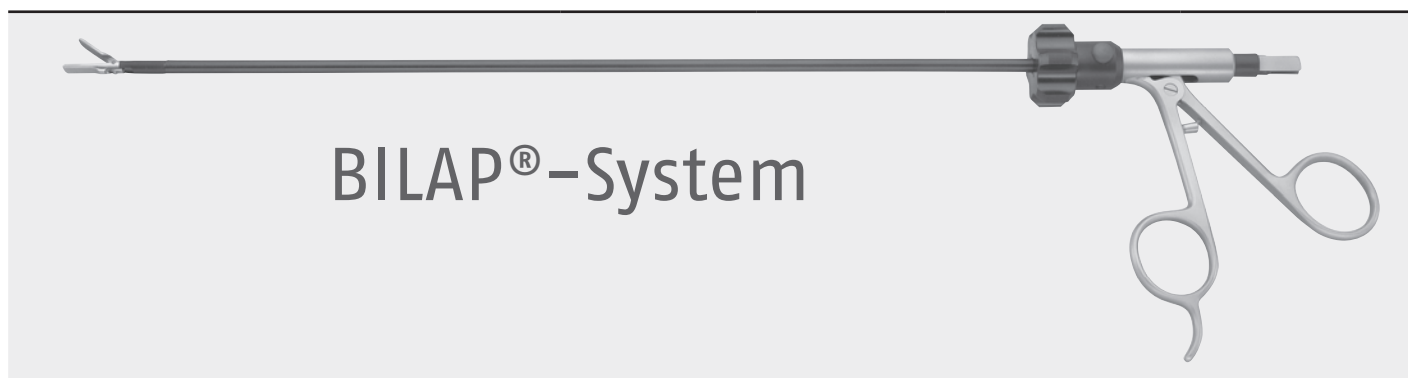
### BILAP®-System, bipolar

Der modulare Aufbau der BILAP®-Zangen bietet für jeden Anwendungsbereich das richtige Werkzeug

- Verwendbar mit bipolaren Standard-Kabeln
- Komplette zerlegbar
- Handgriff vollständig elektrisch isoliert
- „Aktives“ öffnen und schließen: für sichere Präparation von Gewebe
- Robuste Bauweise: sicheres Fassen von Gewebe, guter Verschluss von Gefäßen / Blutungen
- Verschiedene Maulteile, auch zum kombinierten Koagulieren und stromunterstützten Schneiden: schnelles Arbeiten, Instrumentenwechsel nicht notwendig

The modular design concept of the BILAP® graspers offers the right tool for all applications

- Can be used with standard bipolar cables
- Completely detachable
- Handle electrically fully isolated
- „Active“ opening and closing: for safe tissue dissection
- Solid construction: safe grasping of tissue, good sealing of vessels/bleeding
- Various jaws, also for combined electrical coagulation and cutting: fast performance, changing of instruments not necessary



Bezeichnung Description	Nutzlänge Working length	Durchmesser Diameter	Bestell-Nr. Ordering no.
BILAP® Handgriff allein BILAP® handle only	-	-	LP460-000 (A)
SCHAFT SHAFT	330 mm	-	LP460-101 (B)
ISOLIERROHR INSULATION TUBE	330 mm	5 mm	LP460-100 (C)

Bezeichnung Description	Nutzlänge Working length	Durchmesser Diameter	Bemerkung Remarks	Bestell-Nr. Ordering no.
FASSZANGE GRASPING FORCEPS	330 mm	5 mm	allein - only	LP460-001 (D)
			komplett - complete*	LP460-111
FASSZANGE GEFENSTERT GRASPING FORCEPS FENESTRATED	330 mm	5 mm	allein - only	LP460-002 (D)
			komplett - complete*	LP460-112
MARYLAND MARYLAND	330 mm	5 mm	allein - only	LP460-003 (D)
			komplett - complete*	LP460-113
DISSEKTIONSZANGE MAKRO DISSECTION FORCEPS MACRO	330 mm	5 mm	allein - only	LP460-005 (D)
			komplett - complete*	LP460-115
DISSEKTIONSZANGE MIKRO DISSECTION FORCEPS MICRO	330 mm	5 mm	allein - only	LP460-006 (D)
			komplett - complete*	LP460-116

\*Komplett - complete = (A) (B) (C) + (D)

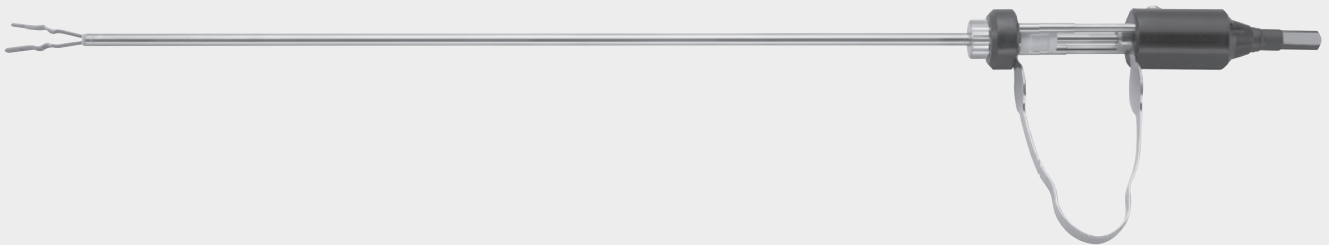
# RUDOLF



# LAPAROSCOPY




## HF BIPOLAR

### Standard Zangensystem, bipolar Standard Forceps System, bipolar

STANDARD ZANGENSYSTEM, bipolar  
STANDARD FORCEPS SYSTEM, bipolar



Bezeichnung Description	Nutzlänge Working length	Durchmesser Diameter	Bestell-Nr. Ordering no.
 GRIFF allein HANDLE only	-	-	LP440-000  Ⓐ
 ROHR allein TUBE only	360 mm	5 mm	LP440-110  Ⓑ

Bezeichnung Description	Nutzlänge Working length	Durchmesser Diameter	Bemerkung Remarks	Bestell-Nr. Ordering no.
 ELEKTRODE, gewellter Steg ELECTRODE, waved strip	360 mm	5 mm	allein - only	LP440-001 Ⓒ
			komplett - complete*	LP440-111
 PINZETTE, fein, 1mm FORCEPS, delicate, 1mm	360 mm	5 mm	allein - only	LP440-002 Ⓒ
			komplett - complete*	LP440-112
 ZANGE, 3mm FORCEPS, 3mm	360 mm	5 mm	allein - only	LP440-003 Ⓒ
			komplett - complete*	LP440-113

\*Komplett - complete = Ⓐ Ⓑ + Ⓒ

# RUDOLF


LP98









# LAPAROSCOPY

## HF BIPOLAR

### Zangensystem, bipolar Forceps System, bipolar



Bezeichnung Description	Nutzlänge Working length	Durchmesser Diameter	Bestell-Nr. Ordering no.
GRIFF allein HANDLE only	-	-	LP450-000 (A)
SCHAFT SHAFT	340 mm	5 mm	LP450-110 (B)

Bezeichnung Description	Nutzlänge Working length	Durchmesser Diameter	Bemerkung Remarks	Bestell-Nr. Ordering no.
 DISSEKTOR MARYLAND, gebogen DISSECTOR MARYLAND, curved	340 mm	5 mm	allein - only	LP450-001 (C)
			komplett - complete	LP450-111
 BIPOLARE KOAGULATIONSSCHERE BIPOLAR COAGULATION SISSORS	340 mm	5 mm	allein - only	LP450-002 (C)
			komplett - complete	LP450-112
 GROSSE FASSZANGE LARGE GRASPING FORCEPS	340 mm	5 mm	allein - only	LP450-003 (C)
			komplett - complete	LP450-113
 BIPOLARE FASSZANGE, gebogen BIPOLAR GRASPING FORCEPS, curved	340 mm	5 mm	allein - only	LP450-004 (C)
			komplett - complete	LP450-114
 BIPOLARE PINZETTE, gebogen BIPOLAR FORCEPS, curved	340 mm	5 mm	allein - only	LP450-005 (C)
			komplett - complete	LP450-115
 BIPOLARE ZANGE MICRO BIPOLAR GRASPER MICRO	340 mm	5 mm	allein - only	LP450-006 (C)
			komplett - complete	LP450-116

\*Komplett - complete = (A) (B) + (C)


# RUDOLF






LP99

### Koagulationszange, bipolar Coagulation Forceps, bipolar








- Wiederverwendbares Instrument zum Greifen und Schneiden von Gewebe bei gleichzeitiger bipolarer Koagulation.
- Zum Anschluss an den bipolaren Ausgang von HF-Generatoren entwickelt.
- Bequeme Handhabung: die Elektrode ist um 360° drehbar, wodurch die Zange jederzeit in die gewünschte Position gebracht werden kann.
- Reusable instrument for grasping and cutting tissue with simultaneous bipolar coagulation.
- Designed for the connection to the bipolar output of electrosurgical generators.
- Easy handling: the electrode can be rotated 360° for accurate jaw orientation.

KOAGULATIONSZANGE, bipolar  
COAGULATION FORCEPS, bipolar



Bezeichnung Description	Nutzlänge Working length	Durchmesser Diameter	Bestell-Nr. Ordering no.
<b>GRIFF 1, allein</b> <b>HANDLE 1, only</b> 	-	-	LP470-000
<b>GRIFF 2, allein</b> <b>HANDLE 2, only</b> 	-	-	LP470-001
<b>ROHR, komplett bestehend aus Aussen- und Innenrohr</b> <b>TUBE, complete consisting of outer- and inner tube</b> 	340 mm	5 mm	LP470-030
	450 mm		LP470-031
 Innenschaft / inner tube	340 mm	5 mm	LP470-034
	450 mm		LP470-045
 Aussenschaft / outer tube	340 mm	5 mm	LP470-035
	450 mm		LP470-046

### Koagulationszange, bipolar Coagulation Forceps, bipolar

Bezeichnung Description	Nutzlänge Working length	Durchmesser Diameter	Einsatz allein Insert only	kompl. mit Griff 1 compl. with handle 1	kompl. mit Griff 2 compl. with handle 2
<b>ELEKTRODEN, gewellter Steg</b> <b>ELECTRODES, waved strip</b> 	340 mm	5 mm	LP470-003	LP470-013	LP470-023
	450 mm	5 mm	LP470-103	LP470-113	LP470-123
<b>PINZETTE, fein, 1mm</b> <b>FORCEPS, delicate, 1mm</b> 	340 mm	5 mm	LP470-004	LP470-014	LP470-024
	450 mm	5 mm	LP470-104	LP470-114	LP470-124
<b>KLEPPINGER, gerieft</b> <b>KLEPPINGER, serrated</b> 	340 mm	5 mm	LP470-005	LP470-015	LP470-025
	450 mm	5 mm	LP470-105	LP470-115	LP470-125
<b>ZANGE, 3 mm</b> <b>FORCEPS, 3 mm</b> 	340 mm	5 mm	LP470-006	LP470-016	LP470-026
	450 mm	5 mm	LP470-106	LP470-116	LP470-126
<b>SCHERE, gebogen</b> <b>SCISSORS, curved</b> 	340 mm	5 mm	LP470-007	LP470-017	LP470-027
	450 mm	5 mm	LP470-107	LP470-117	LP470-127
<b>SCHERE MIT HARTMETALL-SCHNEIDE, gebogen</b> <b>SCISSORS WITH HARD METAL BLADE, curved</b> 	340 mm	5 mm	LP470-008	LP470-018	LP470-028
	450 mm	5 mm	LP470-108	LP470-118	LP470-128
<b>DISSEKTOR MARYLAND, gebogen</b> <b>DISSECTOR MARYLAND, curved</b> 	340 mm	5 mm	LP470-009	LP470-019	LP470-029
	450 mm	5 mm	LP470-109	LP470-119	LP470-129


### Kabel für Zangensystem, bipolar *Cable for Forceps-System, bipolar*

#### Kompatibilität:



- Das Anschlusskabel ist mit den meisten handelsüblichen Generatoren kompatibel.
- Durch den Einsatz eines Adapters (LP470-200 oder LP470-201) kann es auch mit einem bipolaren Standard-Pinzettenkabel angeschlossen werden.

#### Compatibility:





- The cable is compatible with most common generators.
- By using an adapter (LP470-200 or LP470-201) you may also connect it to standard bipolar forceps cables.



#### Zangenseite – Forceps side

	Länge Length	Bestell-Nr. Ordering no.
<b>STANDARD ZANGEN-ADAPTER</b> <b>STANDARD FORCEPS ADAPTER</b> 	-	LP470-200
<b>ZANGEN-ADAPTER US-STANDARD</b> <b>FORCEPS ADAPTER US-STANDARD</b> 	-	LP470-201

#### Geräteseite – Unit side

	Länge Length	Bestell-Nr. Ordering no.
<b>2-BANANENSTECKER,*</b> <b>US-STANDARD</b> (inkl. Adapter) <b>BANANA PLUG,*</b> <b>US-STANDARD</b> (incl. adapter) 	3 m	LP470-210
Für Valleylab Geräte (inkl. Adapter) <i>For Valleylab units</i> (incl. adapter) 	3 m	LP470-211
Für <b>RUDOLF</b> , Martin, Aesculap, Berchtold und Wolf Geräte (inkl. Adapter) <i>For <b>RUDOLF</b>, Martin, Aesculap,            Berchtold and Wolf units</i> (incl. adapter) 	3 m	LP470-212
Für Erbe ACC/ICC und Storz Geräte (inkl. Adapter) <i>For Erbe ACC/ICC and            Storz units</i> (incl. adapter) 	3 m	LP470-213

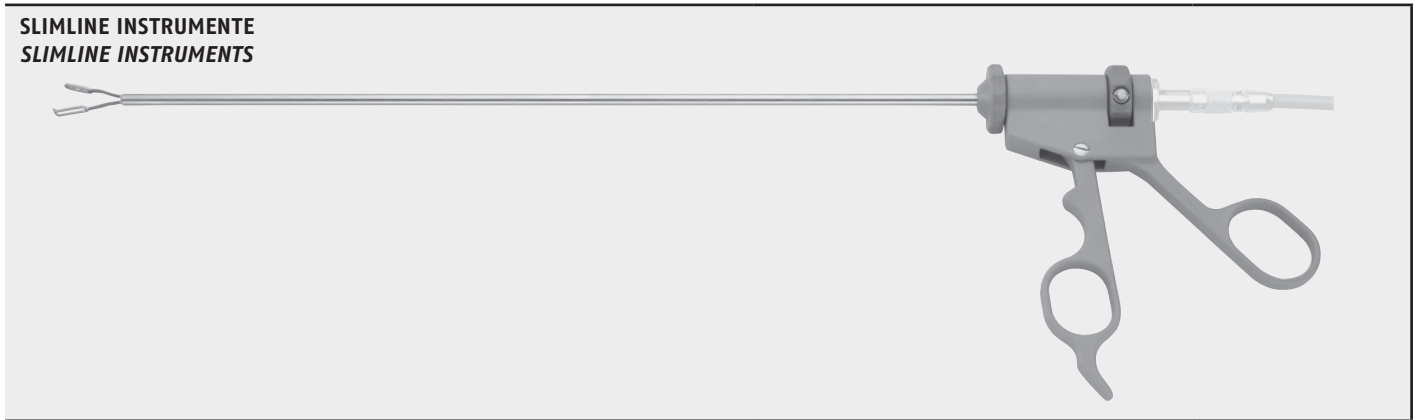
\*Entspricht nicht EU-Bestimmungen  
*Non-compliant with EU standards*




# RUDOLF



# LAPAROSCOPY

## HF BIPOLAR

### Slimline Instrumente, 3 mm, bipolar Slimline Instruments, 3 mm, bipolar



Bezeichnung Description	Nutzlänge Working length	Durchmesser Diameter	Bestell-Nr. Ordering no.
GRIFF 1, allein HANDLE 1, only 	-	-	LP471-000
GRIFF 2, allein HANDLE 2, only 	-	-	LP471-001
ROHR, allein TUBE, only 	340 mm	3 mm	LP471-002





Bezeichnung Description	Nutzlänge Working length	Durchmesser Diameter	Einsatz allein Insert only	Kompl. mit Griff 1 Compl. with handle 1	Kompl. mit Griff 2 Compl. with handle 2
ELEKTRODE, gewellter Steg ELECTRODE, wavy strip 	340 mm	3 mm	LP471-003	LP471-013	LP471-023
PINZETTE, fein, 1mm FORCEPS, delicate, 1mm 	340 mm	3 mm	LP471-004	LP471-014	LP471-024

# RUDOLF

LP103


### Kabel für Slimline-Zangensystem, bipolar Cable for Slimline Forceps System, bipolar





#### Geräteseite – Unit side


	Länge Length	Bestell-Nr. Ordering no.
<p>2-BANANENSTECKER, US-STANDARD* BANANA PLUG, US-STANDARD*</p> 	3 m	LP471-210
<p>Für Valleylab Geräte For Valleylab units</p> 	3 m	LP471-211
<p>Für RUDOLF, Martin, Aesculap, Berchtold und Wolf Geräte For RUDOLF, Martin, Aesculap, Berchtold and Wolf units</p> 	3 m	LP471-212
<p>Für Erbe ACC/ICC und Storz Geräte For Erbe ACC/ICC and Storz units</p> 	3 m	LP471-213




\*Entspricht nicht EU-Bestimmungen  
Non-compliant with EU standards

### Koagulationselektroden, bipolar Coagulation Electrodes, bipolar








Bezeichnung Description	Nutzlänge Working length	Durchmesser Diameter	Bestell-Nr. Ordering no.
<b>HAKEN-ELEKTRODE</b> <b>HOOK ELECTRODE</b> 	340 mm	5 mm	LP480-001
<b>WINKEL-ELEKTRODE</b> <b>RIGHT ANGLE ELECTRODE</b> 	340 mm	5 mm	LP480-002
<b>SPATEL-ELEKTRODE</b> <b>SPATULA ELECTRODE</b> 	340 mm	5 mm	LP480-003
<b>KUPPEL-ELEKTRODE</b> <b>DOME ELECTRODE</b> 	340 mm	5 mm	LP480-004



Bezeichnung Description	Nutzlänge Working length	Durchmesser Diameter	Bestell-Nr. Ordering no.
<b>HAKEN-ELEKTRODE</b> <b>HOOK ELECTRODE</b> 	340 mm	3 mm	LP480-010
<b>ABGEWINKELTE ELEKTRODE</b> <b>ANGELED ELECTRODE</b> 	340 mm	3 mm	LP480-020
<b>NADEL-ELEKTRODE</b> <b>NEEDLE ELECTRODE</b> 	340 mm	3 mm	LP480-030

### Kabel, bipolar Cables, bipolar

Gerätestecker <i>Plug, generator side</i>	Flachstecker, instrumentenseitig <i>Flat plug instrument side</i>	Länge <i>Length</i>	Bestell-Nr. <i>Ordering no.</i>
 Valleylab, Birtcher, Conmed, Bovie*		3 m	HF310-103
		5 m	HF310-105
 Erbe ACC / ICC, Storz		3 m	HF310-113
		5 m	HF310-115
 Martin, Berchtold, Aesculap		3 m	HF310-123
		5 m	HF310-125
 Valleylab, Lamidey, EMC		3 m	HF310-133
		5 m	HF310-135

\*Entspricht nicht EU-Bestimmungen  
*Non-compliant with EU standards*



LAPAROSCOPY



SUTURING / APPLIERS

RUDOLF

LP107



### Nadelhalter, zerlegbar Needle Holder, detachable

## PROCLEAN®

#### Vollständiges Zerlegen: perfekte Reinigung

Die bei der Instrumentenreinigung auftretenden Probleme – z. B. das schwierige Entfernen von festgesetzten Gewebepartikeln besonders im Bereich der Maulteile und im Verschlussbolzen – sowie die Diskussionen über die Creuzfeld-Jakob-Erkrankung und die Gefahr der Infizierung von Patienten über verunreinigte Instrumente sind allgemein bekannt.

In Anbetracht dieser Problematik hat RUDOLF das ProClean® System entwickelt, welches auf dem Prinzip des zerlegbaren Schaftes basiert. RUDOLF hat die Idee der perfekten Reinigung mit der ProClean® Produktfamilie technisch innovativ umgesetzt.

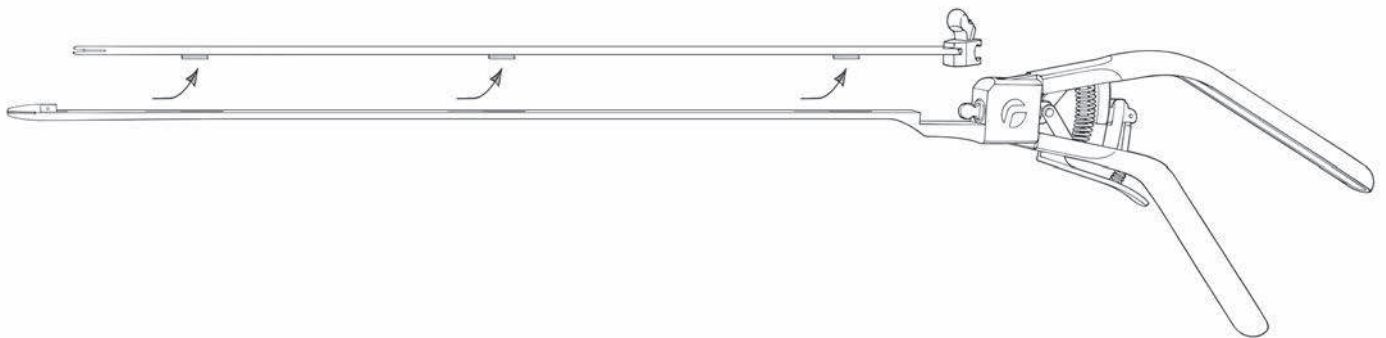
Die Sicherheit des Patienten ist RUDOLF's oberstes Gebot.

#### Complete Taking-Apart: Perfect Cleaning

The current problems related to the cleaning of instruments – i.e. the difficult removal of tissue particles stuck in the jaws and lock bolts areas – as well as the discussions concerning the Creuzfeld-Jakob Disease and the danger of infecting patients with contaminated instruments are generally known.

Considering all these issues RUDOLF developed the ProClean® System which is based on the take-apart shaft principle. RUDOLF translated the idea of perfect cleaning into a technically innovative product family called ProClean®.

The patient's safety is RUDOLF's greatest command.



#### Merkmale:

- ↳ Schiebeschaftechnik
  - Leichtes und vollständiges Zerlegen und Montieren
  - Perfekte Reinigung der Außen- und Innenflächen
- ↳ Integrierte Sperre
- ↳ Ergonomischer Handgriff
- ↳ Geringes Eigengewicht
- ↳ Optimierter Schwerpunkt
  - Ermüdungsfreies Operieren
  - Geringer Kraftaufwand
- ↳ Stabilität
- ↳ Spezielle Maulformen
- ↳ Hartmetalleinlagen im Maul
  - Langlebigkeit des Instruments
  - Sicheres Nähen
- ↳ Verschiedene Modelle
  - Gerade
  - Links gebogen
  - Rechts gebogen

#### Characteristics:

- ↳ Sliding Shaft Technique
  - Easy and complete assembly and disassembly
  - Perfect cleaning of the outer and inner surfaces
- ↳ Integrated ratchet
- ↳ Ergonomic handle
- ↳ Reduced self-weight
- ↳ Optimised barycentre
  - Fatigue-free operation
  - Little exertion of force
- ↳ Solidness
- ↳ Special jaw designs
- ↳ Hard metal inserts in the jaws
  - Long service life
  - Precise suturing
- ↳ Various models
  - Straight
  - Curved left
  - Curved right








# PROCLEAN®

## Nadelhalter, zerlegbar

### Needle Holder, detachable

ProClean® NADELHALTER  
ProClean® NEEDLE HOLDER




Distales Ende <i>Distal end</i>	Nutzlänge <i>Working length</i>	Durchmesser <i>Diameter</i>	Griff-Varianten <i>Handle types</i>	
			abgewinkelt <i>angled</i>	gerade, axial <i>straight, axial</i>
			Bestell-Nr. <i>Ordering no.</i>	Bestell-Nr. <i>Ordering no.</i>
gerade <i>straight</i> 	300 mm	5 mm	LP350-100	LP350-110
links gebogen <i>curved left</i> 	300 mm	5 mm	LP350-101	LP350-111
rechts gebogen <i>curved right</i> 	300 mm	5 mm	LP350-102	LP350-112
Amboss <i>Anvil</i> 	300 mm	5 mm	-	LP350-200
gerade <i>straight</i> 	450 mm	5 mm	LP350-150	LP350-160
links gebogen <i>curved left</i> 	450 mm	5 mm	LP350-151	LP350-161
rechts gebogen <i>curved right</i> 	450 mm	5 mm	LP350-152	LP350-162

# RUDOLF

LP110



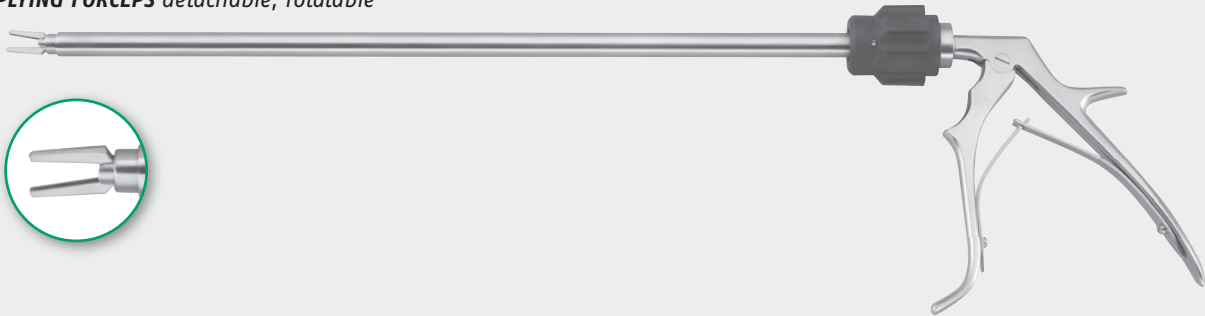
### Nadelhalter mit Standard-Griff, modular Needle Holders with Standard Handle, modular



Griff / Einsatz Handle / Insert	Nutzlänge Working length	Durchmesser Diameter	Bemerkung Remarks	Bestell-Nr. Ordering no.
<b>GRIFF mit Sperre, allein</b> <b>HANDLE with ratchet, only</b>	-	-	Griff allein Handle only	<b>LP351-010</b>
<b>EINSATZ gerade</b> <b>INSERT straight</b>	330 mm	5 mm	Einsatz allein Insert only	<b>LP351-011</b>
			Einsatz mit Griff Insert with handle	<b>LP351-021</b>
<b>EINSATZ links gebogen</b> <b>INSERT curved left</b>	330 mm	5 mm	Einsatz allein Insert only	<b>LP351-012</b>
			Aufsatz mit Griff Insert with handle	<b>LP351-022</b>
<b>EINSATZ rechts gebogen</b> <b>INSERT curved right</b>	330 mm	5 mm	Einsatz allein Insert only	<b>LP351-013</b>
			Einsatz mit Griff Insert with handle	<b>LP351-023</b>

### Clip-Anlegezangen Clip-Applying Forceps


CLIP-ANLEGEZANGEN zerlegbar, drehbar  
CLIP-APPLYING FORCEPS detachable, rotatable



Clip-Anlegezange für Clip applying forceps for	Nutzlänge Working length	Durchmesser Diameter	Bestell-Nr. Ordering no.			
			Einsatz, allein Insert, only	Rohr, allein Tube, only	Griff, allein Handle, only	Komplett complete
ETHICON CLIPS mittel medium	330 mm	10 mm	LP371-010	LP371-101	LP371-100	LP371-001
ETHICON CLIPS mittelgroß medium-large	330 mm	10 mm	LP371-020			LP371-002
ETHICON CLIPS groß large	330 mm	10 mm	LP371-030			LP371-003
PILLING CLIPS groß large	330 mm	10 mm	LP371-040			LP371-004
PILLING CLIPS mittelgroß medium-large	330 mm	10 mm	LP371-050			LP371-005

### Clip-Anlegezangen Clip-Applying Forceps

CLIP-ANLEGEZANGEN zerlegbar, drehbar  
CLIP-APPLYING FORCEPS detachable, rotatable



Clip-Anlegezange für Clip applying forceps for	Nutzlänge Working length	Durchmesser Diameter		Bestell-Nr. Ordering no.			
		Rohr Tube	Maulbreite jaw width	Einsatz, allein Insert, only	Rohr, allein Tube, only	Griff, allein Handle, only	Komplett complete
ETHICON CLIPS klein small	330 mm	5 mm	5,5 mm	LP372-010	LP372-101	LP372-100	LP372-001
ETHICON CLIPS mittel medium	330 mm	5 mm	6,5 mm	LP372-020			LP372-002

ETHICON LIGATURCLIPS FÜR CLIP-ANLEGEZANGEN  
ETHICON LIGATURE CLIPS FOR CLIP APPLYING FORCEPS




Clipgröße Clip size	Kennfarbe Colour code	Verpackungseinheit Packing unit	Bestell-Nr. Ordering no.
			Titan Titanium
klein small	blau blue	36 Magazine mit je 6 Clips 36 Magazines with 6 Clips each	LP371-210
		15 Magazine mit je 20 Clips 15 Magazines with 20 Clips each	LP371-211
mittel medium	weiß white	36 Magazine mit je 6 Clips 36 Magazines with 6 Clips each	LP371-212
		15 Magazine mit je 20 Clips 15 Magazines with 20 Clips each	LP371-213
mittelgroß medium-large	grün green	18 Magazine mit je 6 Clips 18 Magazines with 6 Clips each	LP371-214
groß large	gelb yellow	18 Magazine mit je 6 Clips 18 Magazines with 6 Clips each	LP371-215

### Zubehör Accessories



**APPLIKATOR für Endo-Ligatur**  
*APPLICATOR for Endo Ligature*



Distales Ende <i>Distal end</i>	Nutzlänge <i>Working length</i>	Aussen- / Innen $\emptyset$ <i>Outer / inner <math>\emptyset</math></i>	Bestell-Nr. <i>Ordering no.</i>
	180 mm	5 – 4 mm	LP300-020

**Knotenführer**  
*Knot guide*



Distales Ende <i>Distal end</i>	Nutzlänge <i>Working length</i>	Durchmesser <i>Diameter</i>	Bestell-Nr. <i>Ordering no.</i>
	330 mm	4 mm	LP315-501
	330 mm	4,5 mm	LP315-502



LAPAROSCOPY



INSTRUMENTS

RUDOLF


LP115



## Diverse Laparoskopie-Instrumente *Various Laparoscopy Instruments*


**TASTSTAB  
PALPATION PROBE**



	Nutzlänge <i>Working length</i>	Durchmesser <i>Diameter</i>	Bestell-Nr. <i>Ordering no.</i>
	330 mm	5 mm	LP315-111
	400 mm	5 mm	LP315-112
	450 mm	5 mm	LP315-113


**INJEKTIONS- UND PUNKTIONSKANÜLE mit Luer-Lock-Anschluss  
INJECTION AND PUNCTION NEEDLE with Luer-Lock Connection**



	Nutzlänge <i>Working length</i>	Durchmesser <i>Diameter</i>	Bestell-Nr. <i>Ordering no.</i>
	330 mm	5 mm	LP313-012
	450 mm	5 mm	LP313-013

**EINSTICHTROKAR FÜR STERILE LÖSUNG  
INSERTION TROCAR FOR STERILE SOLUTION**



	Nutzlänge <i>Working length</i>	Für Flasche <i>For bottle</i>	Durchmesser <i>Diameter</i>	Bestell-Nr. <i>Ordering no.</i>
	160 mm	0.5 l	6 mm	LP314-001
235 mm	1.0 l	6 mm	LP314-002	

## Ringapplikatoren zur Tubensterilisation Ring Applicators for Tubal Sterilization

RINGAPPLIKATOR, Ø 6 MM  
RING APPLICATOR, Ø 6 MM



**Erster Einstich**, zur Anwendung mit Operations-Laparoskopen  
**First Incision**, for use with an operating laparoscopes

Komplett mit Ladevorrichtung / Konus  
Complete with loading device / cone

**Nutzlänge**  
**Working length**

327 mm

**Durchmesser**  
**Diameter**

6 mm

**Bestell-Nr.**  
**Ordering no.**

LP322-160

**LADEVORRICHTUNG**  
**LOADING DEVICE**



-

-

LP322-162

**KONUS**  
**CONE**




-

-

LP322-163

RINGAPPLIKATOR, Ø 6,5 MM  
RING APPLICATOR, Ø 6.5 MM



**Zweiter Einstich**, zur Anwendung durch Trokarhülse  
**Second Incision**, for use through trocar sleeve

Komplett mit Ladevorrichtung / Konus  
Complete with loading device / cone

**Nutzlänge**  
**Working length**

287 mm

**Durchmesser**  
**Diameter**

6,5 mm

**Bestell-Nr.**  
**Ordering no.**

LP322-165

**LADEVORRICHTUNG**  
**LOADING DEVICE**



-

-

LP322-162

**KONUS**  
**CONE**



-


-


LP322-163

## Cholangiographie-Fixierzange, mit Sperre zur Katheterplatzierung

**Cholangiography Fixation Clamp, with Ratchet**  
for catheter placement

**CHOLANGIOGRAPHIE-FIXIERZANGE**, mit Instrumentenkanal 7 Fr./Charr.  
**CHOLANGIOGRAPHY FIXATION CLAMP**, working channel 7 Fr./Charr.



Distales Ende <i>Distal end</i>	Nutzlänge <i>Working length</i>	Durchmesser <i>Diameter</i>	Bestell-Nr. <i>Ordering no.</i>
	330 mm	5 mm	LP325-010

**CHOLANGIOGRAPHIE-FÜHRUNGSRÖHR** mit Luer-Lock-Anschluss  
**CHOLANGIOGRAPHY GUIDE** with Luer-Lock Connection





	Nutzlänge <i>Working length</i>	Durchmesser <i>Diameter</i>	Bestell-Nr. <i>Ordering no.</i>
	300 mm	5 mm	LP315-200

## Krallengreifer und Löffelzange mit Spülkanal

**Claw Grasping and Spoon Forceps**  
with irrigation channel



Distales Ende <i>Distal end</i>	Nutzlänge <i>Working length</i>	Durchmesser <i>Diameter</i>	Bestell-Nr. <i>Ordering no.</i>
<b>KRALLENGREIFER, 2 x 3 Zähne</b> <b>CLAW GRASPING FORCEPS, 2 x 3 teeth</b> 	330 mm	10 mm	<b>LP325-025</b>
<b>LÖFFELZANGE</b> <b>SPOON FORCEPS</b> 	330 mm	10 mm	<b>LP325-020</b>



## Abdominal-Spekulum *Abdominal Speculum*

### Abdominal-Spekulum zur Einsticherweiterung und zur Bergung von Organen

Bei der Entfernung der Gallenblase ist das Abdominal-Spekulum von großem Vorteil. Vor der Entfernung der Gallenblase wird das Abdominal-Spekulum zusammen mit der zentralen Trokarhülle in den Nabelbereich geschoben, bis es in der Bauchhöhle sichtbar wird. Anschließend wird die abgetrennte Gallenblase mit der Fasszange in die Trokarhülle hineingezogen. Es wird dann das Abdominal-Spekulum maximal gespreizt und gleichzeitig die Trokarhülle gemeinsam mit der gefassten Gallenblase herausgezogen. Gelingt die totale Entfernung der Gallenblase nicht sofort vollständig, weil sich zu viele oder zu große Steine im Gallenblasen-Fundus befinden, können die Steine durch Spreizen des Spekulum wesentlich einfacher mit einer Steinfäßzange entfernt werden.

### *Abdominal Speculum for Incision Extension and Organ Extraction*

*The abdominal speculum is a real benefit for the removal of the gallbladder. Before removing the gallbladder the abdominal speculum is inserted together with the central trocar sheath into in the umbilical area until it becomes visible in the abdominal cavity. Then the detached gallbladder is pulled with a grasping forceps into the trocar sheath. The abdominal speculum is spread maximally and, at the same time, the trocar sheath and the grasped gallbladder are pulled out. In case the complete removal of the gallbladder is not successful, due to the great quantity or size of the stones situated in the gallbladder fundus, it is easier to remove the stones with a stone grasping forceps by spreading the abdominal speculum.*

**ABDOMINAL-SPEKULUM**  
**ABDOMINAL SPECULUM**



Länge <i>Length</i>	Blattlänge <i>Length of blade</i>	Winkel <i>Angle</i>	Bestell-Nr. <i>Ordering no.</i>
250 mm	55 mm	90°	LP323-205

## Leber-Elevatoren, zerlegbar *Liver Elevators, detachable*

LEBER-ELEVATOR  
*LIVER ELEVATOR*



Nutzlänge <i>Working length</i>	Durchmesser <i>Diameter</i>	Bestell-Nr. <i>Ordering no.</i>			
		Einsatz, allein <i>Insert, only</i>	Rohr, allein <i>Tube, only</i>	Griff, allein <i>Handle, only</i>	Komplett <i>complete</i>
355 mm	5 mm	LP323-015	RS005-000	LP323-000	LP323-005
390 mm	10 mm	LP323-020	RS009-000		LP323-010


## Abwinkelbarer Leber-Elevator, zerlegbar *Deflectable Liver Elevator, detachable*

LEBER-ELEVATOR, abwinkelbar  
*LIVER ELEVATOR, deflectable*



Nutzlänge <i>Working length</i>	Durchmesser <i>Diameter</i>	Bestell-Nr. <i>Ordering no.</i>		
		Einsatz, allein <i>Insert, only</i>	Griff, allein <i>Handle, only</i>	Komplett <i>complete</i>
390 mm	10 mm	LP323-030	LP323-000	LP323-025

LEBER-ELEVATOR, abwinkelbar  
*LIVER ELEVATOR, deflectable*



Nutzlänge <i>Working length</i>	Durchmesser <i>Diameter</i>	Bestell-Nr. <i>Ordering no.</i>		
		Einsatz, allein <i>Insert, only</i>	Griff, allein <i>Handle, only</i>	Komplett <i>complete</i>
330 mm	10 mm	LP323-040	LP323-002	LP323-035



LAPAROSCOPY



PEDIATRIC LAPAROSCOPY

RUDOLF

LP123



### RUDOLF Medical Optiken *RUDOLF Medical Optics*



Alle **RUDOLF** Medical Optiken werden nach höchsten Anforderungen an Präzision und Genauigkeit entwickelt.

All **RUDOLF** Medical Optics are developed according to the highest demands on precision and accuracy.

#### Optiken – Technische Merkmale

#### Optics – Technical Features

Alle **RUDOLF** Medical Optiken erfüllen die Anforderungen für die HD-Endoskopie.

All **RUDOLF** Medical optics meet the requirements for HD (High Definition) endoscopy.

- Stablinsensysteme auf dem neuesten Stand der Technik
- Ausschließliche Verwendung von optischen Bauteile höchster Qualität
- Neueste Generation von Lichtfasern für beste Lichttransmission und Bildausleuchtung
- Beste Tiefenschärfe bei maximaler Helligkeit, exzellentem Kontrast und brillanter Detailtreue
- Optische Systeme optimiert für die Anforderungen der jeweiligen Operationstechnik
- Höchste Lebensdauer durch Anwendung neuester Fertigungstechnologien wie Laserschweißen und Goldverlöten zur hermetischen Abdichtung des kratzfesten Saphirglases am proximalen und distalen Ende der Optik
- **RUDOLF** Medical Optiken erfüllen alle Anforderungen der modernen Aufbereitungsverfahren\* und sind freigegeben für
  - Autoklavieren (Dampfsterilisation)
  - Desinfektion in Flüssigkeiten
  - ETO
  - Steris®
  - Sterrad®

- State-of-the-art rod lens systems
- Use of first-class optical components only
- Latest generation of illumination fibers for best light transmission and highest illumination level
- Optimal depth of field at maximum luminosity, excellent contrast and brilliant detail rendition
- Optical systems optimized for the requirements of the specific application
- Long service life thanks to state-of-the-art manufacturing technologies such as laser welding and gold soldering for the hermetic sealing of the scratch resistant sapphire glass at the proximal and distal end of the optics
- **RUDOLF** Medical optics meet all requirements of modern reprocessing procedures\*
  - Autoclaving (steam sterilisation)
  - Disinfection liquids
  - ETO
  - Steris®
  - Sterrad®

Wir gewähren auf alle **RUDOLF** Medical Optiken **3 Jahre Garantie!**

We grant a **3-year warranty** on all **RUDOLF** Medical optics!

\*Die Aufbereitungshinweise sind zu beachten.

\*Please follow the reprocessing instructions.

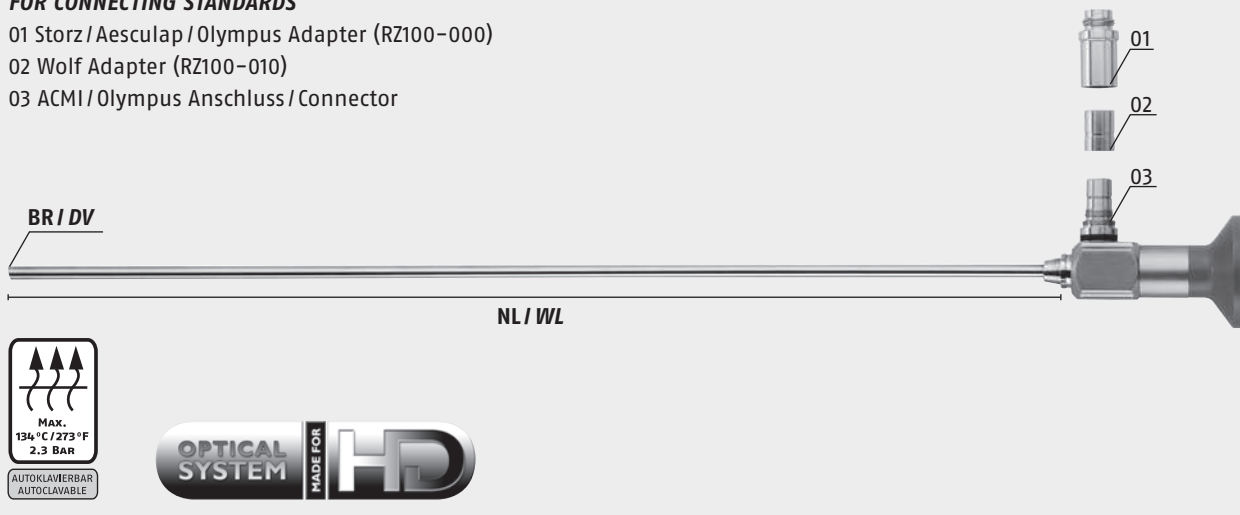
# LAPAROSCOPY

## PEDIATRIC LAPAROSCOPY

### RUDOLF Medical Optiken RUDOLF Medical Optics

#### FÜR ANSCHLUSSSTANDARDS FOR CONNECTING STANDARDS

- 01 Storz / Aesculap / Olympus Adapter (RZ100-000)
- 02 Wolf Adapter (RZ100-010)
- 03 ACMI / Olympus Anschluss / Connector



0° | 30°

Durchmesser Diameter	Blickrichtung (BR) Direction of view (DV)	Kennfarbe Colour code	Nutzlänge (NL) Working length (WL)	Bestell-Nr. Ordering no.
2 mm	0°	grün - green	300 mm	LP120-000
	30°	rot - red	300 mm	LP120-030
3 mm	0°	grün - green	300 mm	LP130-000
	30°	rot - red	300 mm	LP130-030
5 mm	0°	grün - green	300 mm	LP150-000
	30°	rot - red	300 mm	LP150-030

0° | 30°

#### PAEDIATRIE-LAPAROSKOP PAEDIATRIC LAPAROSCOPE



Durchmesser Diameter	Blickrichtung Direction of view	Kennfarbe Colour code	Nutzlänge (NL) Working length (WL)	Bestell-Nr. Ordering no.
3,5 mm	0°	grün - green	200 mm	LP135-000
	30°	rot - red	200 mm	LP135-030

# RUDOLF

LP126



# EASYPORT®

## Trokarhülsen (Kunststoff) Trocar Sleeve (Synthetic Material)

### Merkmale:

- EASYPORT® ist mit oder ohne Hahn, sowie mit oder ohne Gewinde lieferbar.
- Leichte, hochwertige Kunststoffe (PEEK oder PPSU)
- Einfache Handhabung
- Ventilsystem für den Schutz und die Sicherheit von Patient und Anwender
- In 3 Teile zerlegbar, einfach zu desinfizieren
- Autoklavierbar bei 134°C

### Empfehlungen von RUDOLF Medical:

- Das Silikonventil, als Einwegprodukt, bietet die optimale Abdichtung am Instrument und gewährleistet somit die Sicherheit des Patienten.
- Das Silikonventil ist autoklavierbar bei 134°C
- **PEEK** (Polyetheretherketon)
  - Hochwertiger Kunststoff
  - PEEK wird in der Medizintechnik eingesetzt, weil es gereinigt und sterilisiert werden kann, ohne zu brechen und ohne, dass Spannungen oder Risse entstehen.
- Ohne metallische Komponenten (Röntgendurchlässigkeit).


### Features:

- EASYPORT® is available with or without stopcock and with or without thread sheath.
- Light, high-grade synthetic materials (PEEK or PPSU)
- Easy to handle
- Valve system for the protection and safety of patient and end-users
- detachable in 3 parts, easy to disinfect
- Autoclavable at 134°C

### RUDOLF Medical's Advice:

- The disposable silicone valve offers the ideal seal at the instrument and therefore ensures the safety of the patients.
- The silicone valve can be autoclaved at 134°C
- **PEEK** (Polyetherketone)
  - High-grade synthetic material
  - PEEK is used in the medical field due to the fact that it can be cleaned and sterilised without the risk of breakage, tension or tear.
- without metal components (radiolucent).

Trokarhülle erhältlich mit oder ohne Absperrhahn sowie mit oder ohne Gewinde.  
Trocar sleeve with or without stopcock and with or without thread.




für Instrumente mit Ø for instruments with Ø	Ø 3 mm		Ø 5 mm	
	mit Hahn with stopcock	ohne Hahn without stopcock	mit Hahn with stopcock	ohne Hahn without stopcock
<b>ROHRE TUBES</b>				
standard, 70 mm standard, 70 mm	EP124-240	EP124-241	EP123-230	EP123-231
mit Gewinde, 70 mm thread, 70 mm	EP134-240	EP134-241	EP133-230	EP133-231
<b>VENTIL VALVE</b>				
Siliconventil, 5/Pack (Einweg) Silicone valve, 5/pack (disposable)	EP400-408	EP400-408	EP400-408	EP400-408

### Trokarhülsen (Kunststoff)


#### Trocar sleeve (Synthetic Material)

Die speziell entwickelte mikrofein geriefte Oberfläche des Rohres dieser Trokarhülse sichert einen **hervorragenden Halt** in der Bauchdecke. Ein Verrutschen während des chirurgischen Eingriffs ist somit nicht möglich.

The specially developed trocar sleeve tube surface with its micro-roughness ensures an **excellent adhesion** to the abdominal wall. An unexpected displacement of the device during the surgical procedure is therefore not possible.



TROKARHÜLSE, mit Dreikant-Trokardorn <i>TROCAR SLEEVE, with triangular trocar spike</i>	für Instrumente mit $\emptyset$ <i>for instruments with <math>\emptyset</math></i>	Nutzlänge <i>Working length</i>	Bestell-Nr. <i>Ordering no.</i>
	3 mm	70 mm – 2¾ " "	EP124-250
	5 mm	70 mm – 2¾ " "	EP124-251

	<b>SILIKONVENTIL 5 / Pack (Einweg)</b> <b>SILICONE VALVE 5 / pack (disposable)</b>	<b>EP400-404</b>
---	---	------------------

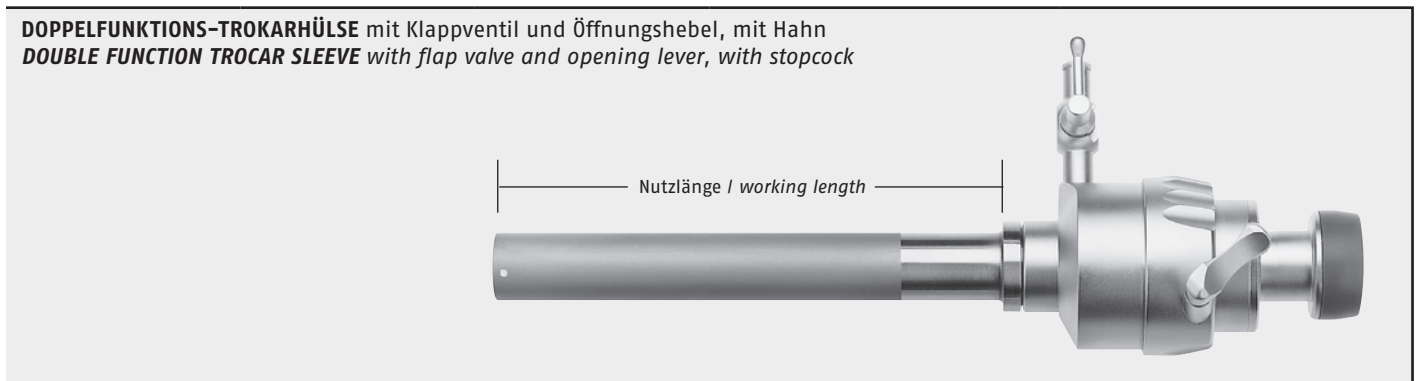
### Trokarhülsen (Metall) Trocar sleeve (Metal)



für Instrumente mit Ø for instruments with Ø	Nutzlänge Working length	Trokarhülse, allein Trocar sheath, only
3 mm	70 mm	TR231-035

	<b>SILIKONVENTIL 5 / Pack (Einweg)</b> <b>SILICON VALVE 5 / pack (disposable)</b>	<b>EP400-404</b>
--	--	------------------

### Doppelfunktions-Trokarhülsen Double Function Trocar sleeve





für Instr. mit Ø for instr. with Ø	Nutzlänge Working length	Trokarhülse, allein Trocar sleeve, only	Komplett mit Dreikant-Trokardorn Complete with triangular trocar spike	Komplett mit konischem Trokardorn Complete with conical trocar spike
5 mm	70 mm	TR240-054	TR241-545	TR242-545

	<b>UNIVERSAL-DICHTUNGSKAPPEN</b> für alle RUDOLF Trokarsysteme 10 / Pack, grau <b>UNIVERSAL SEALING CAPS</b> for all RUDOLF trocars 10 / pack, grey	Durchmesser Diameter	Bestell-Nr. Ordering no.
		3 mm	RZ003-035
		5 mm	RZ003-055

### Veress-Kanülen

#### Veress Cannulas

<b>INSUFFLATIONSNADEL NACH VERESS, Ø 2 mm</b> <i>INSUFFLATION NEEDLE, VERESS, Ø 2 mm</i> 	Nutzlänge <i>Working length</i>	Bestell-Nr. <i>Ordering no.</i>
	55 mm	LP305-055
	70 mm	LP305-070
	80 mm	LP305-080
	100 mm	LP305-100
	120 mm	LP305-120

<b>HIGH FLOW VERESS-KANÜLE, Ø 2,7 mm,</b> einschließlich Luer-Lock-Adapter (RZ802-361) <b>HIGH FLOW VERESS CANNULA, Ø 2.7 mm,</b> including Luer-Lock Connector (RZ802-361) 	Nutzlänge <i>Working length</i>	Bestell-Nr. <i>Ordering no.</i>
	100 mm	LP305-610
	120 mm	LP305-612
	150 mm	LP305-615

### Sicherheitstrokardorne

#### Safety Trocar spikes

Der Trokar wird durch den schwarzen „ACTIVE“ Ring aktiviert, die scharfe Trokarspitze wird zum Einstich freigegeben. Nach dem Einstich durch die Bauchdecke schiebt sich der stumpfe Obturator vor die Trokarspitze und wird dort sofort fixiert.

*The trocar is activated by the black "ACTIVE" ring, the sharp trocar point is released for insertion. After the insertion into the abdominal wall, the blunt obturator moves in front of the trocar point and remains in that position.*



für Trokarhülsen mit Ø <i>for trocar sleeve with Ø</i>	Sicherheitstrokardorn, allein <i>Safety trocar spike, only</i>
3,5 mm	TR350-035
5,5 mm	TR350-054



### Trokardorne *Trocar spikes*

**FÜR Hasson, kegelig stumpf**  
**FOR Hasson, conical blunt**



für Trocarhülsen mit Ø <i>for trocar sleeve with Ø</i>	Bestell-Nr. <i>Ordering no.</i>
3,5 mm	TR330-035
5,5 mm	TR330-054

**konisch**  
**conical point**



für Trocarhülsen mit Ø <i>for trocar sleeve with Ø</i>	Bestell-Nr. <i>Ordering no.</i>
3,5 mm	TR300-035
5,5 mm	TR300-054

**mit Dreikantschliff**  
**with triangular cut**



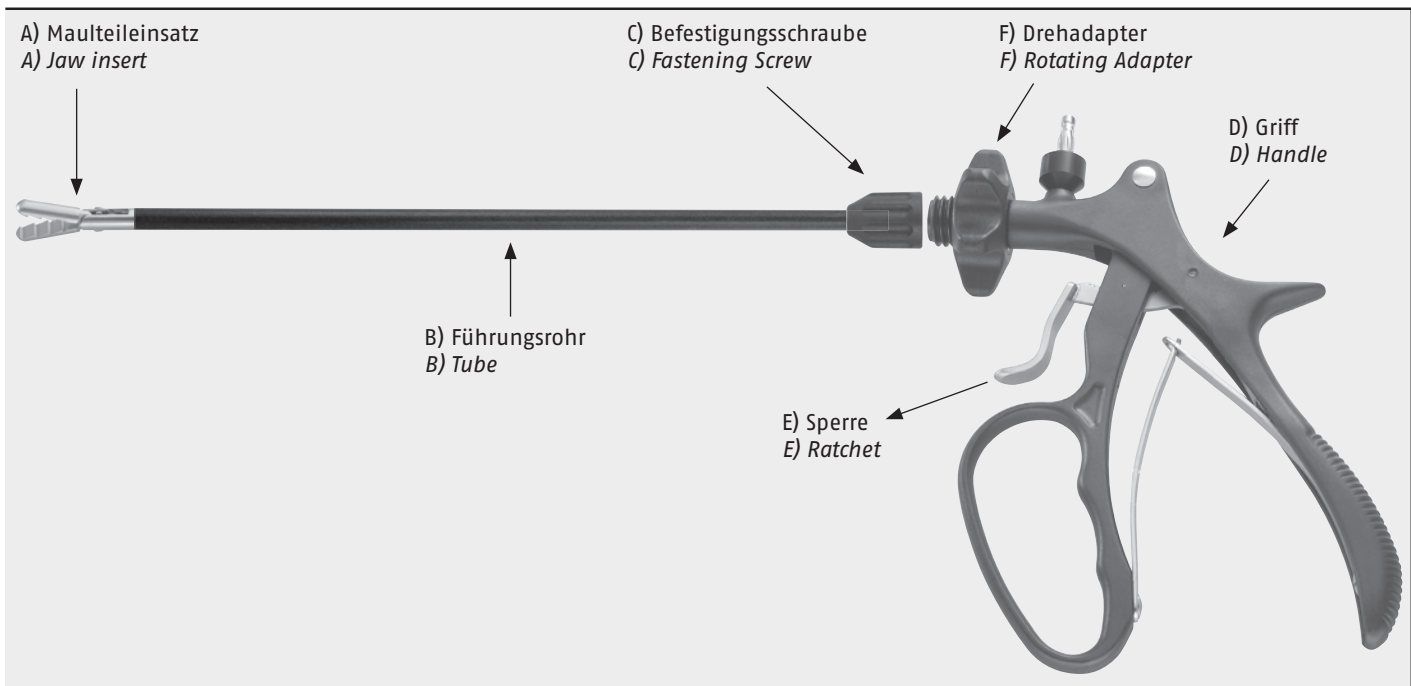
für Trocarhülsen mit Ø <i>for trocar sleeve with Ø</i>	Bestell-Nr. <i>Ordering no.</i>
3,5 mm	TR310-035
5,5 mm	TR310-054

**mit gehärtetem Hohlschliff**  
**with hardened hollow grinding**

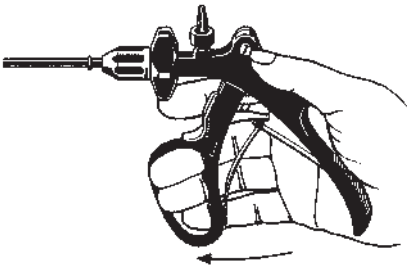


für Trocarhülsen mit Ø <i>for trocar sleeve with Ø</i>	Bestell-Nr. <i>Ordering no.</i>
5,5 mm	TR320-054

### RUDOLF-SYSTEM-Instrumente (SCREW-IN) RUDOLF SYSTEM Instruments (SCREW-IN)

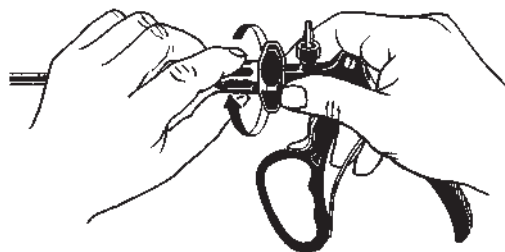


#### Leichtes Zerlegen der SCREW-IN Instrumente Easy Disassembling of the SCREW-IN Instruments



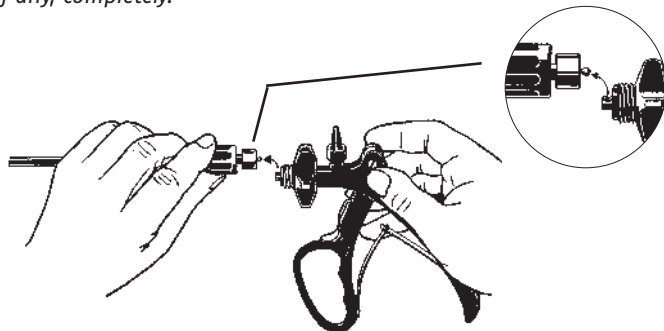
- 1.) Griff (D) bis zum Anschlag öffnen. Sperre (E), falls vorhanden, komplett lösen.

*Open handle (D) up to the stop and release the ratchet (E), if any, completely.*



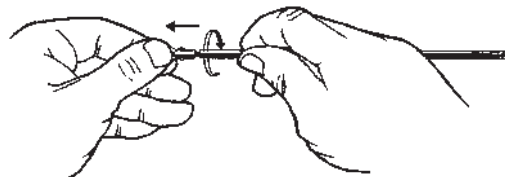
- 2.) Drehadapter (F) des Griffes festhalten und Befestigungsschraube (C) in entgegengesetzter Richtung lösen.

*Hold the rotating adapter (F) of the handle and unscrew the fastening screw (C) by turning it in the opposite direction.*



- 3.) Kugelschluss des Aufsatzes (A) herauslösen und Führungsrohr (B) abnehmen.

*Unhinge the ball end of the insert (A) and remove the tube (B).*



- 4.) Maulteil (A) des Aufsatzes festhalten, vom Führungsrohr (B) abschrauben und herausziehen.

*Hold the jaw insert (A), unscrew and pull it out of the tube.*

### RUDOLF-SYSTEM-Instrumente (SCREW-IN) *RUDOLF SYSTEM Instruments (SCREW-IN)*

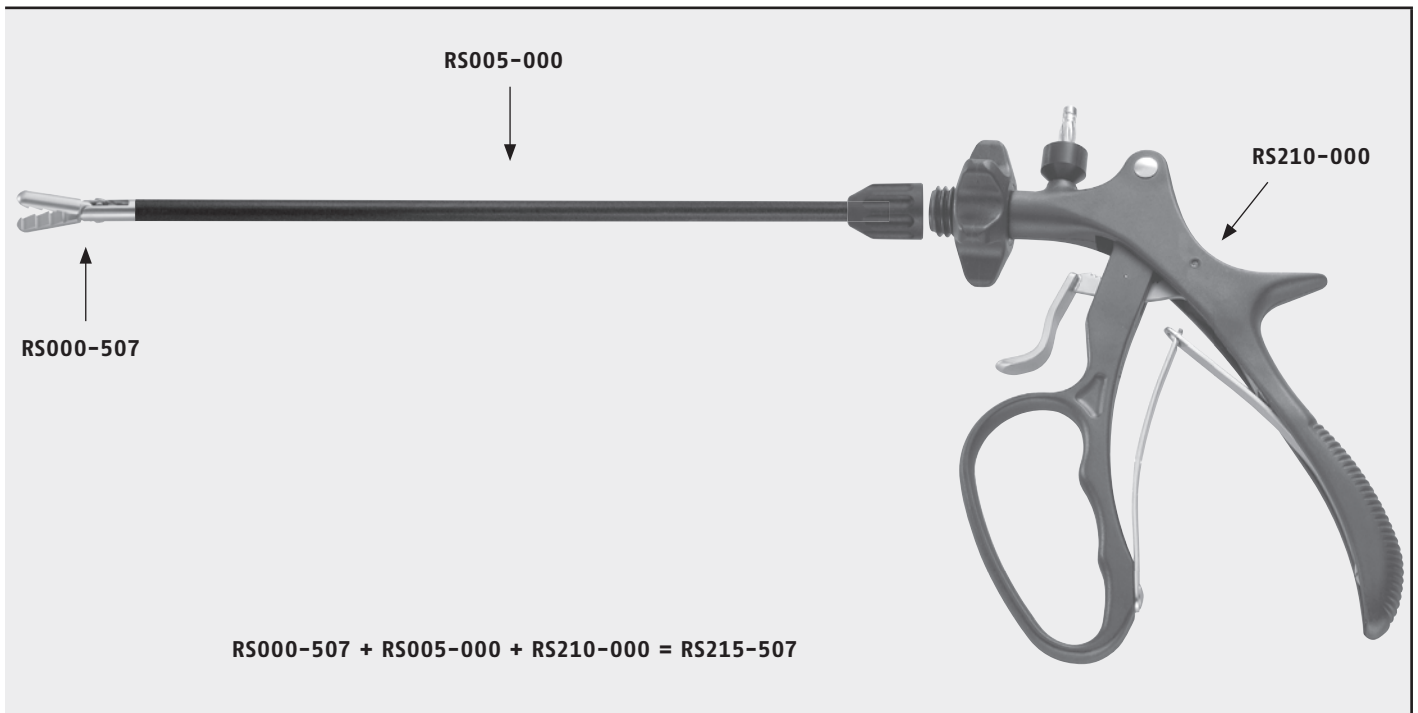
#### Dreiteilig – Drehbar – Auseinandernehmbar

- Leicht zerlegbar in 3 Teile (Griff, Rohr, Mauleinsatz)
- Teile untereinander austauschbar und kompatibel
- Große Anzahl von Modellen
- Vielfalt von Kombinationsmöglichkeiten
- Kostengünstige Ersatzbeschaffung für Einzelteile

#### Threepart – Rotatable – Detachable

- Easily detachable into 3 parts (handle, tube, insert)
- All parts are exchangeable and compatible
- Wide range of models
- Great variety of possible combinations
- Cost-saving spare parts provisioning

### Bestellinformation *Ordering information*



**Aufbau der Bestell-Nr. bei Bestellung von Komplett-Instrumenten (Beispiel):**  
*Principle of creating the Ordering no. for ordering complete instruments (Example):*

Griff <i>Handle</i>	Rohr <i>Tube</i>	Einsatz <i>Insert</i>	Komplett-Instrument <i>Complete instrument</i>
RS210-000	RS005-000	RS000-507	RS215-507

### RUDOLF-SYSTEM-Instrumente (SCREW-IN) *RUDOLF SYSTEM Instruments (SCREW-IN)*

**FÜHRUNGSRÖHR**, allein, für RUDOLF SCREW-IN System, isoliert  
*TUBE ONLY, for RUDOLF SCREW-IN System, isolated*




Durchmesser <i>Diameter</i>	Nutzlänge <i>Working length</i>	Bestell-Nr. <i>Ordering no.</i>
3,5 mm	250 mm	RS004-000

**BEFESTIGUNGSSCHRAUBE**  
*FASTENING SCREW*



Farbe <i>Colour</i>	bis 5 mm <i>up to 5 mm</i>
Schwarz – <i>black</i>	RS000-011
Rot – <i>red</i>	RS000-012
Grün – <i>green</i>	RS000-013
Blau – <i>blue</i>	RS000-014






**SPÜLANSATZ**, für die oben aufgeführten Rohre  
*RINSING ADAPTER, for the above mentioned tubes*



**Bestell-Nr.**  
*Ordering no.*

RS000-010

### Griffe Handles

		Bestell-Nr. Ordering no.
	Der <b>RUDOLF KUNSTSTOFF-GRIFF ohne Sperre</b> Einfach, ergonomisch, sicher, drehbar <i>The <b>RUDOLF PLASTIC HANDLE without ratchet</b></i> <i>Simple, ergonomic, safe, rotatable</i>	<b>RS110-000</b>
	Der <b>RUDOLF KUNSTSTOFF-GRIFF mit Sperre</b> Einfach, ergonomisch, sicher, drehbar <i>The <b>RUDOLF PLASTIC HANDLE with ratchet</b></i> <i>Simple, ergonomic, safe, rotatable</i>	<b>RS120-000</b>
	Der <b>RUDOLF KUNSTSTOFF-GRIFF mit Klapp-Sperre</b> Einfach, ergonomisch, sicher, drehbar <i>The <b>RUDOLF PLASTIC HANDLE with French ratchet</b></i> <i>Simple, ergonomic, safe, rotatable</i>	<b>RS130-000</b>
	<b>RUDOLF COMFORT-GRIFF mit Comfort-Sperre</b> Kunststoff, drehbar, mit Doppelfeder <i><b>RUDOLF COMFORT HANDLE with Comfort ratchet</b></i> <i>Plastic, rotatable, double spring</i>	<b>RS210-000</b>
	<b>RUDOLF COMFORT-GRIFF ohne Sperre</b> Kunststoff drehbar, mit Doppelfeder <i><b>RUDOLF COMFORT HANDLE without ratchet</b></i> <i>Plastic, rotatable, double spring</i>	<b>RS220-000</b>

Grundsätzlich sind alle Griffe mit allen Rudolf-System Aufsätzen kombinierbar.  
*All handles can basically be combined with all Rudolf System Inserts.*


### Präparier- und Fasszangen Dissecting and Grasping Forceps


**3.5**  
mm

#### GRIFF, allein – HANDLE only


				
Bestell-Nr. <i>Ordering no.</i>	Bestell-Nr. <i>Ordering no.</i>	Bestell-Nr. <i>Ordering no.</i>	Bestell-Nr. <i>Ordering no.</i>	Bestell-Nr. <i>Ordering no.</i>
RS110-000	RS120-000	RS130-000	RS210-000	RS220-000

Mauleinsatz, allein <i>Jaw insert, only</i>		ZANGE, komplett <i>FORCEPS, complete</i>				
Länge <i>Length</i>	Bestell-Nr. <i>Ordering no.</i>	Bestell-Nr. <i>Ordering no.</i>	Bestell-Nr. <i>Ordering no.</i>	Bestell-Nr. <i>Ordering no.</i>	Bestell-Nr. <i>Ordering no.</i>	Bestell-Nr. <i>Ordering no.</i>

	Krallengreifer, 2x3 Zähne, einfach beweglich, Ø 3,5 mm <i>Claw grasping forceps, 2x3 teeth, single action, Ø 3.5 mm</i>					
250 mm	RS000-401	RS114-401	RS124-401	RS134-401	RS214-401	RS224-401

	Fasszange, Alligator, doppelbeweglich, Ø 3,5 mm <i>Grasping forceps, Alligator, double action, Ø 3.5 mm</i>					
250 mm	RS000-407	RS114-407	RS124-407	RS134-407	RS214-407	RS224-407

	Präparier- und Fasszange, Mixer, doppelbeweglich, Ø 3,5 mm <i>Dissecting and grasping forceps, Mixer, double action, Ø 3.5 mm</i>					
250 mm	RS000-420	RS114-420	RS124-420	RS134-420	RS214-420	RS224-420

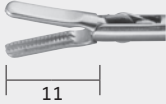
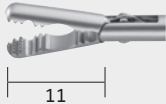
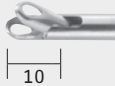

	Präparier- und Fasszange, Maryland, Standard, gebogen, doppelbeweglich, Ø 3,5 mm <i>Dissecting and grasping forceps, Maryland, standard, curved, double action, Ø 3.5 mm</i>					
250 mm	RS000-425	RS114-425	RS124-425	RS134-425	RS214-425	RS224-425

### Fass- und Probeexzisionszangen Grasping and Biopsy Forceps

**3.5**  
mm

#### GRIFF, allein – HANDLE only

				
Bestell-Nr. <i>Ordering no.</i>	Bestell-Nr. <i>Ordering no.</i>	Bestell-Nr. <i>Ordering no.</i>	Bestell-Nr. <i>Ordering no.</i>	Bestell-Nr. <i>Ordering no.</i>
RS110-000	RS120-000	RS130-000	RS210-000	RS220-000

Mauleinsatz, allein <i>Jaw insert, only</i>		ZANGE, komplett <i>FORCEPS, complete</i>				
Länge <i>Length</i>	Bestell-Nr. <i>Ordering no.</i>	Bestell-Nr. <i>Ordering no.</i>	Bestell-Nr. <i>Ordering no.</i>	Bestell-Nr. <i>Ordering no.</i>	Bestell-Nr. <i>Ordering no.</i>	Bestell-Nr. <i>Ordering no.</i>
 11		Fasszange, DeBakey, atraumatisch, doppelbeweglich, Ø 3,5 mm <i>Grasping forceps, DeBakey, atraumatic, double action, Ø 3.5 mm</i>				
250 mm	RS000-431	RS114-431	RS124-431	RS134-431	RS214-431	RS224-431
 11		Fasszange, doppelbeweglich, Ø 3,5 mm <i>Grasping forceps, double action, Ø 3.5 mm</i>				
250 mm	RS000-435	RS114-435	RS124-435	RS134-435	RS214-435	RS224-435
 10		Probeexzisionszange, Weil-Blakesley, einfach beweglich, Ø 3,5 mm <i>Biopsy forceps, Weil-Blakesley, single action, Ø 3.5 mm</i>				
250 mm	RS000-454	RS114-454	RS124-454	RS134-454	RS214-454	RS224-454
 10		Fasszange, fein, gefenstert, doppelbeweglich, Ø 3,5 mm <i>Grasping forceps, fine, fenestrated, double action, Ø 3.5 mm</i>				
250 mm	RS000-463	RS114-463	RS124-463	RS134-463	RS214-463	RS224-463

### Nadelhalter Needle Holder

**3.5**  
mm

#### GRIFF, allein – HANDLE only


				
Bestell-Nr. <i>Ordering no.</i>	Bestell-Nr. <i>Ordering no.</i>	Bestell-Nr. <i>Ordering no.</i>	Bestell-Nr. <i>Ordering no.</i>	Bestell-Nr. <i>Ordering no.</i>
RS110-000	RS120-000	RS130-000	RS210-000	RS220-000

#### Mauleinsatz, allein Jaw insert, only

#### ZANGE, komplett FORCEPS, complete

Länge Length	Bestell-Nr. Ordering no.	Bestell-Nr. Ordering no.	Bestell-Nr. Ordering no.	Bestell-Nr. Ordering no.	Bestell-Nr. Ordering no.	Bestell-Nr. Ordering no.
-----------------	-----------------------------	-----------------------------	-----------------------------	-----------------------------	-----------------------------	-----------------------------

**TC**  
Hard Metal



Nadelhalter, feines Modell, gerade, mit Hartmetalleinsätzen, einfach beweglich, Ø 3,5 mm  
Needle holder, fine pattern, straight, with hard metal inserts, single action, Ø 3.5 mm



250 mm	RS000-464	RS114-464	RS124-464	RS134-464	RS214-464	RS224-464
--------	-----------	-----------	-----------	-----------	-----------	-----------






### Scheren Scissors

**3.5**  
mm

#### GRIFF, allein – HANDLE only

	
Bestell-Nr. <i>Ordering no.</i>	Bestell-Nr. <i>Ordering no.</i>
RS110-000	RS220-000

Mauleinsatz, allein <i>Jaw insert, only</i>		SCHERE, komplett <i>ZANGE, complete</i>				
Länge <i>Length</i>	Bestell-Nr. <i>Ordering no.</i>	Bestell-Nr. <i>Ordering no.</i>	Bestell-Nr. <i>Ordering no.</i>	Bestell-Nr. <i>Ordering no.</i>	Bestell-Nr. <i>Ordering no.</i>	Bestell-Nr. <i>Ordering no.</i>
		Schiere, kurz, gerade, einfach beweglich, Ø 3,5 mm <i>Scissors, short, straight, single action, Ø 3.5 mm</i>				
250 mm	RS000-487	RS114-487			RS224-487	
		Schiere, Metzenbaum, Standard, links gebogen, doppelbeweglich, Ø 3,5 mm <i>Scissors, Metzenbaum, standard, curved left, double action, Ø 3.5 mm</i>				
250 mm	RS000-490	RS114-490			RS224-490	
		Hakenschiere, einfach beweglich, Ø 3,5 mm <i>Hook scissors, single action, Ø 3.5 mm</i>				
250 mm	RS000-493	RS114-493			RS224-493	




# PROCLEAN®

## Nadelhalter, zerlegbar

### Needle Holder, detachable


ProClean® NADELHALTER  
ProClean® NEEDLE HOLDER



Distales Ende <i>Distal end</i>	Nutzlänge <i>Working length</i>	Durchmesser <i>Diameter</i>	Griff-Varianten <i>Handle types</i>	
			abgewinkelt <i>angled</i>	gerade, axial <i>straight, axial</i>
			Bestell-Nr. <i>Ordering no.</i>	Bestell-Nr. <i>Ordering no.</i>
gerade <i>straight</i> 	250 mm	5 mm	LP350-170	LP350-180
links gebogen <i>curved left</i> 	250 mm	5 mm	LP350-171	LP350-181
rechts gebogen <i>curved right</i> 	250 mm	5 mm	LP350-172	LP350-182

### Saug-Spülrohr-System

### Suction Irrigation Tube System








Griff-Varianten Handle types		Bestell-Nr. Ordering no.
<b>GRIF</b> allein, mit Trompetenventil und Luer-Lock-Anschluss <i>HANDLE only, with trumpet valve and Luer-Lock Connection</i>		LP310-501
<b>GRIF</b> allein, mit Trompetenventil und Schlauchanschluss <i>HANDLE only, with trumpet valve and tubing connection</i>		LP310-502
<b>GRIF</b> allein, mit Schiebeventil und Schlauchanschluss <i>HANDLE only, with sliding valve and tubing connection</i>		LP310-503

Rohr-Varianten für die Griffe LP310-501 bis LP310-503 Tube types for the handles LP310-501 to LP310-503	Nutzlänge Working length	Durchmesser Diameter	Bohrungen Drillings	Bestell-Nr. Ordering no.
<b>Distales Ende</b> <i>Distal end</i>	250 mm	2,8 mm	8	LP310-547
	330 mm	2,8 mm	8	LP310-548

### Elektroden und Sicherheitskabel, monopolar *Electrodes and Safety Cables, monopolar*

**ELEKTRODEN, monopolar**  
**ELECTRODES, monopolar**



Rohr-Varianten <i>Tube types</i>	Nutzlänge <i>Working length</i>	Durchmesser <i>Diameter</i>	Bestell-Nr. <i>Ordering no.</i>
<b>HAKEN-ELEKTRODE</b> <b>HOOK ELECTRODE</b> 	250 mm	2,8 mm	LP320-081
<b>WINKEL-ELEKTRODE</b> <b>RIGHT ANGLE ELECTRODE</b> 	250 mm	2,8 mm	LP320-082
<b>SPATEL-ELEKTRODE</b> <b>SPATULA ELECTRODE</b> 	250 mm	2,8 mm	LP320-083
<b>KNOPF-ELEKTRODE</b> <b>BALLPOINT ELECTRODE</b> 	250 mm	2,8 mm	LP320-084




**GRIFF, allein**  
**HANDLE, only**

**Bestell-Nr.**  
**Ordering no.**

zur Verwendung mit den Elektroden LP320-081 bis LP320-084  
*to be used with the electrodes LP320-081 to LP320-084*




LP320-050




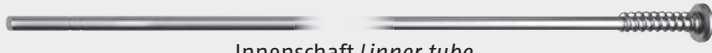
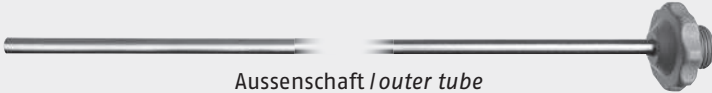
Bezeichnung <i>Description</i>	Länge <i>Length</i>	Bestell-Nr. <i>Ordering no.</i>
<b>ANSCHLUSSKABEL MIT SICHERHEITSHÜLSE</b> für RUDOLF / Berchtold / Martin und Erbe T-Geräte <b>CABLE WITH SAFETY SLEEVE</b> <i>for RUDOLF / Berchtold / Martin and Erbe T units</i> 	3,5 m	HF300-151
<b>ANSCHLUSSKABEL MIT SICHERHEITSHÜLSE</b> für Erbe ACC/ICC-Geräte <b>CABLE WITH SAFETY SLEEVE</b> <i>for Erbe ACC/ICC units</i> 	3,5 m	HF300-152
<b>ANSCHLUSSKABEL MIT SICHERHEITSHÜLSE</b> für Valleylab, Conmed, Bovie-Geräte <b>CABLE WITH SAFETY SLEEVE</b> <i>for Valleylab, Conmed, Bovie units</i> 	3,5 m	HF300-153

### Koagulationszange, bipolar Coagulation Forceps, bipolar








- Wiederverwendbares Instrument zum Greifen und Schneiden von Gewebe bei gleichzeitiger bipolarer Koagulation.
- Zum Anschluss an den bipolaren Ausgang von HF-Generatoren entwickelt.
- Bequeme Handhabung: die Elektrode ist um 360° drehbar, wodurch die Zange jederzeit in die gewünschte Position gebracht werden kann.
- Reusable instrument for grasping and cutting tissue with simultaneous bipolar coagulation.
- Designed for the connection to the bipolar output of electrosurgical generators.
- Easy handling: the electrode can be rotated 360° for accurate jaw orientation.

**KOAGULATIONSZANGE, bipolar**  
**COAGULATION FORCEPS, bipolar**



Bezeichnung Description	Nutzlänge Working length	Durchmesser Diameter	Bestell-Nr. Ordering no.
<b>GRIFF 1, allein</b> <b>HANDLE 1, only</b> 	-	-	<b>LP470-000</b>
<b>GRIFF 2, allein</b> <b>HANDLE 2, only</b> 	-	-	<b>LP470-001</b>
<b>ROHR, kompl. bestehend aus Aussen- und Innenrohr</b> <b>TUBE, complete consisting of outer- and inner tube</b> 	340 mm	5 mm	<b>LP470-030</b>
	450 mm		<b>LP470-031</b>
 Innenschaft / inner tube	340 mm	5 mm	<b>LP470-034</b>
	450 mm		<b>LP470-045</b>
 Aussenschaft / outer tube	340 mm	5 mm	<b>LP470-035</b>
	450 mm		<b>LP470-046</b>

### Koagulationszange, bipolar Coagulation Forceps, bipolar

Bezeichnung Description	Nutzlänge Working length	Durchmesser Diameter	Einsatz allein Insert only	kompl. mit Griff 1 compl. with handle 1	kompl. mit Griff 2 compl. with handle 2
<b>ELEKTRODEN, gewellter Steg</b> <b>ELECTRODES, waved strip</b> 	340 mm	5 mm	LP470-003	LP470-013	LP470-023
	450 mm		LP470-103	LP470-113	LP470-123
<b>PINZETTE, fein, 1 mm</b> <b>FORCEPS, delicate, 1 mm</b> 	340 mm	5 mm	LP470-004	LP470-014	LP470-024
	450 mm		LP470-104	LP470-114	LP470-124
<b>KLEPPINGER, gerieft</b> <b>KLEPPINGER, serrated</b> 	340 mm	5 mm	LP470-005	LP470-015	LP470-025
	450 mm		LP470-105	LP470-115	LP470-125
<b>ZANGE, 3 mm</b> <b>FORCEPS, 3 mm</b> 	340 mm	5 mm	LP470-006	LP470-016	LP470-026
	450 mm		LP470-106	LP470-116	LP470-126
<b>SCHERE, gebogen</b> <b>SCISSORS, curved</b> 	340 mm	5 mm	LP470-007	LP470-017	LP470-027
	450 mm		LP470-107	LP470-117	LP470-127
<b>SCHERE MIT HARTMETALL-SCHNEIDE, gebogen</b> <b>SCISSORS WITH HARD METAL BLADE, curved</b> 	340 mm	5 mm	LP470-008	LP470-018	LP470-028
	450 mm		LP470-108	LP470-118	LP470-128
<b>DISSEKTOR MARYLAND, gebogen</b> <b>DISSECTOR MARYLAND, curved</b> 	340 mm	5 mm	LP470-009	LP470-019	LP470-029
	450 mm		LP470-109	LP470-119	LP470-129


### Kabel für Zangensystem, bipolar Cable for Forceps-System, bipolar







#### Kompatibilität:

- Das Anschlusskabel ist mit den meisten handelsüblichen Generatoren kompatibel.
- Durch den Einsatz eines Adapters (LP470-200 oder LP470-201) kann es auch mit einem bipolaren Standard-Pinzettenkabel angeschlossen werden.

#### Compatibility:

- The cable is compatible with most common generators.
- By using an adapter (LP470-200 or LP470-201) you may also connect it to standard bipolar forceps cables.




Zangenseite – Forceps side	Länge Length	Bestell-Nr. Ordering no.
<b>STANDARD ZANGEN-ADAPTER STANDARD FORCEPS ADAPTER</b> 	-	LP470-200
<b>ZANGEN-ADAPTER US-STANDARD FORCEPS ADAPTER US-STANDARD</b> 	-	LP470-201
Geräteseite – Unit side	Länge Length	Bestell-Nr. Ordering no.
<b>2-BANANENSTECKER * US-STANDARD (inkl. Adapter) BANANA PLUG, * US-STANDARD (incl. adapter)</b> 	3 m	LP470-210
<b>Für Valleylab Geräte (inkl. Adapter) For Valleylab units (incl. adapter)</b> 	3 m	LP470-211
<b>Für RUDOLF, Martin, Aesculap, Berchtold und Wolf Geräte (inkl. Adapter) For RUDOLF, Martin, Aesculap, Berchtold and Wolf units (incl. adapter)</b> 	3 m	LP470-212
<b>Für Erbe ACC/ICC und Storz Geräte (inkl. Adapter) For Erbe ACC/ICC and Storz units (incl. adapter)</b> 	3 m	LP470-213




\*Entspricht nicht EU-Bestimmungen  
Non-compliant with EU standards



# RUDOLF

### Slimline Instrumente, 3 mm, bipolar Slimline Instruments, 3 mm, bipolar

SLIMLINE INSTRUMENTE  
SLIMLINE INSTRUMENTS







Bezeichnung Description	Nutzlänge Working length	Durchmesser Diameter	Bestell-Nr. Ordering no.
<b>GRIF 1, allein</b> <i>HANDLE 1, only</i> 	-	-	LP471-000
<b>GRIF 2, allein</b> <i>HANDLE 2, only</i> 	-	-	LP471-001
<b>ROHR, allein</b> <i>TUBE, only</i> 	340 mm	3,0 mm	LP471-002

Bezeichnung Description	Nutzlänge Working length	Durchmesser Diameter	Einsatz allein Insert only	kompl. mit Griff 1 compl. with handle 1	kompl. mit Griff 2 compl. with handle 2
<b>ELEKTRODE, gewellter Steg</b> <i>ELECTRODE, waved strip</i> 	340 mm	3 mm	LP471-003	LP471-013	LP471-023
<b>PINZETTE, fein, 1mm</b> <i>FORCEPS, delicate, 1mm</i> 	340 mm	3 mm	LP471-004	LP471-014	LP471-024






### Kabel für Slimline-Zangensystem, bipolar Cable for Slimline Forceps System, bipolar

Geräteseite – Unit side	Länge Length	Bestell-Nr. Ordering no.
<b>2-BANANENSTECKER, US-STANDARD *</b> <b>BANANA PLUG, US-STANDARD *</b> 	3 m	LP471-210
Für Valleylab Geräte For Valleylab units 	3 m	LP471-211
Für <b>RUDOLF</b> , Martin, Aesculap, Berchtold und Wolf Geräte For <b>RUDOLF</b> , Martin, Aesculap, Berchtold and Wolf units 	3 m	LP471-212
Für Erbe ACC/ICC und Storz Geräte For Erbe ACC/ICC and Storz units 	3 m	LP471-213

\*Entspricht nicht EU-Bestimmungen  
Non-compliant with EU standards


### Koagulationselektroden, bipolar Coagulation Electrodes, bipolar

KOAGULATIONSELEKTRODEN COAGULATION ELECTRODES			
Bezeichnung Description	Nutzlänge Working length	Durchmesser Diameter	Bestell-Nr. Ordering no.
<b>HAKEN-ELEKTRODE</b> <b>HOOK ELECTRODE</b> 	340 mm	3 mm	LP480-010
<b>ABGEWINKELTE-ELEKTRODE</b> <b>ANGLED ELECTRODE</b> 	340 mm	3 mm	LP480-020
<b>NADEL-ELEKTRODE</b> <b>NEEDLE ELECTRODE</b> 	340 mm	3 mm	LP480-030

# RUDOLF


### Clip-Anlegezangen Clip-Applying Forceps

CLIP-ANLEGEZANGEN zerlegbar, drehbar  
CLIP-APPLYING FORCEPS detachable, rotatable



Clip-Anlegezange für Clip applying forceps for	Nutzlänge Working length	Durchmesser Diameter		Bestell-Nr. Ordering no.			
		ROHR TUBE	MAULBREITE JAW WIDTH	EINSATZ, allein INSERT, only	ROHR, allein TUBE, only	GRIFF, allein HANDLE, only	KOMPLETT COMPLETE
ETHICON CLIPS schmal small	330 mm	5 mm	5,5 mm	LP372-010	LP372-101	LP372-100	LP372-001

ETHICON LIGATURCLIPS FÜR CLIP-ANLEGEZANGEN  
ETHICON LIGATURE CLIPS FOR CLIP APPLYING FORCEPS




Clipgröße Clip size	Kennfarbe Colour code	Verpackungseinheit Packing unit	Bestell-Nr. Ordering no.
			Titan Titanium
klein small	blau blue	36 Magazine mit je 6 Clips 36 Magazines with 6 Clips each	LP371-210
		15 Magazine mit je 20 Clips 15 Magazines with 20 Clips each	LP371-211

### Diverse Laparoskopie-Instrumente Various Laparoscopy Instruments



	Nutzlänge Working length	Durchmesser Diameter	Bestell-Nr. Ordering no.
	250 mm	2,8 mm	LP315-105
	330 mm	2,0 mm	LP315-110
	330 mm	2,8 mm	LP315-106



	Nutzlänge Working length	Durchmesser Diameter	Bestell-Nr. Ordering no.
	250 mm	2,8 mm	LP313-014
	330 mm	2,8 mm	LP313-015

Notizen – Notes:

LAPAROSCOPY



ACCESSORIES


RUDOLF

LP151



# LAPAROSCOPY ACCESSORIES

## Reinigungsbürsten und Schlauchverbinder *Cleaning Brushes and Tubing Connectors*



Länge <i>Length</i>	Bestell-Nr. <i>Ordering no.</i>		
	Ø 2,5 mm	Ø 7 mm	Ø 11 mm
380 mm	<b>RU 8865-51</b>	<b>RU 8865-55</b>	<b>RU 8865-59</b>
500 mm	<b>RU 8865-52</b>	<b>RU 8865-56</b>	<b>RU 8865-60</b>

LUER-LOCK-SCHLAUCHVERBINDER <i>LUER-LOCK TUBING CONNECTOR</i>	Bestell-Nr. <i>Ordering no.</i>
	<b>RU 5288-04</b>
<b>LUER-LOCK-SCHLAUCHVERBINDER mit Absperrhahn</b> <i>LUER-LOCK TUBING CONNECTOR with stopcock</i>	<b>RU 5288-31</b>

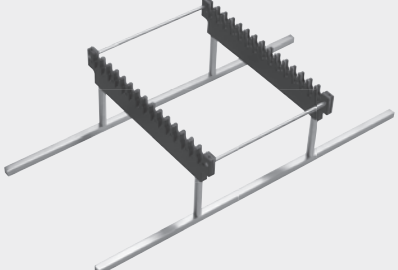



# LAPAROSCOPY ACCESSORIES

## Sterilisations- und Aufbewahrungszubehör Sterilizing and Storage Accessories

autoklavierbar – autoclavable max. 134°C, 273°F

<b>SCHUTZHÜLSE</b> für Optiken bis $\varnothing$ 5 mm <b>PROTECTING SLEEVE</b> for optics up to $\varnothing$ 5.0 mm 	<b>Material</b> <b>Material</b>	<b>Bestell-Nr.</b> <b>Ordering no.</b>
	Kunststoff plastic	<b>RZ010-000</b>

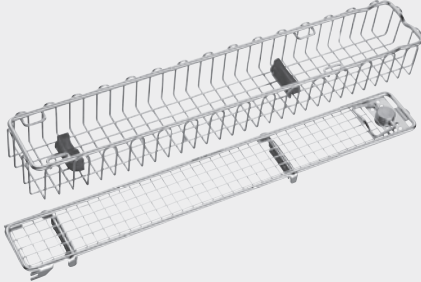



<b>Bezeichnung</b> <b>Description</b>	<b>Abmessungen (LxBxH)</b> <b>Dimensions (l x w x h)</b>	<b>Durchmesser Instr.</b> <b>Diameter instr.</b>	<b>Bestell-Nr.</b> <b>Ordering no.</b>
 <b>LAGERUNGSGESTELL</b> für bis zu 15 Instrumente <b>STORING RACK</b> for up to 15 instruments	470 x 250 x 125 mm	5 mm + 10 mm	<b>RU 8908-18</b>






<b>KUNSTSTOFFBEHÄLTER</b> für bis zu 15 Instrumente <b>PLASTIC CONTAINER</b> for up to 15 instruments	<b>Abmessungen (LxBxH)</b> <b>Dimensions (l x w x h)</b>	<b>Durchmesser Instr.</b> <b>Diameter instr.</b>	<b>Bestell-Nr.</b> <b>Ordering no.</b>
	464 x 190 x 70 mm	5 mm + 10 mm	<b>RU 8908-13</b>



## Sterilisations- und Aufbewahrungszubehör *Sterilizing and Storage Accessories*

	Für Optik - Ø mm <i>For optics - Ø mm</i>	Abmessungen (LxBxH) <i>Dimensions (l x w x h)</i>	Bestell-Nr. <i>Ordering no.</i>
<b>SIEBKORB</b> für Optiken  <b>WIRE BASKET</b> for optics 	1 – 10 mm	290 x 80 x 52 mm	<b>RU 8908-01</b>
	1 – 10 mm	460 x 80 x 52 mm	<b>RU 8908-11</b>
	1 – 10 mm	670 x 80 x 52 mm	<b>RU 8908-02</b>
<b>KUNSTSTOFFBEHÄLTER</b> für Optik  <b>PLASTIC CONTAINER</b> for optics 	5 – 10 mm	275 x 70 x 35 mm	<b>RU 8930-00</b>
	5 – 10 mm	457 x 70 x 35 mm	<b>RU 8908-12</b>
<b>KUNSTSTOFFBEHÄLTER</b> für Optiken  <b>PLASTIC CONTAINER</b> for optics 	5 – 10 mm	394 x 70 x 35 mm	<b>RU 8908-14</b>
	1 – 10 mm	271 x 70 x 35 mm	<b>RU 8930-01</b>
<b>ALUMINIUM-BEHÄLTER</b> für Optik  <b>ALUMINIUM CONTAINER</b> for optics 	2 mm	420 x 81 x 49 mm	<b>RU 8909-07</b>
	3 mm	420 x 81 x 49 mm	<b>RU 8909-08</b>
	4 mm	280 x 81 x 49 mm	<b>RU 8909-05</b>
	4 mm	420 x 81 x 49 mm	<b>RU 8909-12</b>

## Pflegeprodukte Maintenance Products

<p><b>ÖLSPRAY,</b> 500 ml, (FCKW-frei) zur Instrumentenpflege Sicherheitshinweise: siehe Sicherheits- datenblatt</p> <p><b>OIL SPRAY,</b> 500 ml, (CFC-free) for instrument care Safety instructions: see safety data sheet</p> 	<p><b>Bestell-Nr.</b> <b>Ordering no.</b></p> <p><b>RU 8880-00</b></p>	<p><b>ANTIBESCHLAGMITTEL,</b> für Endoskope, steril, 30 ml</p> <p><b>ANTIFOG SOLUTION,</b> for endoscopes, sterile, 30 ml</p> 	<p><b>Bestell-Nr.</b> <b>Ordering no.</b></p> <p><b>RU 8880-05</b></p>	<p><b>PFLEGEFETT</b> für Hähne, 40 g</p> <p><b>LUBRICANT</b> for stopcocks, 40 g</p> 	<p><b>Bestell-Nr.</b> <b>Ordering no.</b></p> <p><b>RU 8880-50</b></p>
<p><b>SILIKON-SPRAY</b> (FCKW-frei)</p> <p><b>SILICONE SPRAY</b> (CFC-free)</p>	<p><b>RU 8880-02</b></p>	<p><b>ANTIBESCHLAGMITTEL,</b> 25 ml, Pipetten-Flasche</p> <p><b>ANTIFOG SOLUTION,</b> 25 ml, pipette bottle</p>	<p><b>RU 8880-06</b></p>		
		<p><b>ANTIBESCHLAGMITTEL,</b> 15 ml, Spritzflasche</p> <p><b>ANTIFOG SOLUTION,</b> 15 ml, spray bottle</p>	<p><b>RU 8880-07</b></p>		





RUDOLF Medical GmbH + Co. KG, represented worldwide, translates its belief in lasting values by fostering close customer relationships and offering innovative high technology products, hand instruments, rigid endoscopes as well as efficient services for numerous surgical disciplines.



**MITTELSTAND  
GLOBAL**  
HEALTH MADE  
IN GERMANY

RUDOLF Medical GmbH + Co. KG  
Zollerstr. 1, 78567 Fridingen, Germany  
Tel. +49 7463 9956-0  
sales@rudolf-med.com  
www.rudolf-med.com  
BECAUSE WE CARE



ZK 460-0 DE/EN\_Rev. 02.2019

Distributed by:

